

**(i) Theory****COURSE OBJECTIVES:**

- To Study the basic concepts and functions of operating systems.
- To understand the structure and functions of OS.
- To Learn about Processes, Threads and Scheduling algorithms.
- To understand the principles of concurrency and Deadlocks.
- To learn various memory management schemes.
- To Study I/O management and File systems.

**COURSE OUTCOMES:**

Upon completion of this course the student will be able to:

- Understand the different concepts and functions of Operating Systems.
- Design various Scheduling algorithms.
- Apply the principles of concurrency.
- Design deadlock, prevention and avoidance algorithms.
- Compare and contrast various memory management schemes.
- Design and Implement a prototype file systems.

**UNIT 1:****(9)**

**Introduction:** Concept of Operating Systems, Generations of Operating systems, Types of Operating Systems, OS Services, System Calls, Structure of an OS - Layered, Monolithic, Microkernel Operating Systems, Concept of Virtual Machine. Case study on UNIX and WINDOWS Operating System. **Processes:** Definition, Process Relationship, Different states of a Process, Process State transitions, Process Control Block (PCB), Context switching

**Thread:** Definition, Various states, Benefits of threads, Types of threads, Concept of multithreads,

## UNIT 2:

(9)

**Process Scheduling:** Foundation and Scheduling objectives, Types of Schedulers, Scheduling criteria: CPU utilization, Throughput, Turnaround Time, Waiting Time, Response Time; Scheduling algorithms: Pre-emptive and Non pre-emptive, FCFS, SJF, RR; Multiprocessor scheduling: Real Time scheduling: RM and EDF.

**Inter-process Communication:** Critical Section, Race Conditions, Mutual Exclusion, Hardware Solution, Strict Alternation, Peterson's Solution, The Producer/Consumer Problem, Semaphores, Event Counters, Monitors, Message Passing, Classical IPC Problems: Reader's & Writer Problem, Dining Philosopher Problem etc.

## UNIT 3:

(9)

**Deadlocks:** Definition, Necessary and sufficient conditions for Deadlock, Deadlock Prevention, Deadlock Avoidance: Banker's algorithm, Deadlock detection and Recovery.

**Memory Management:** Basic concept, Logical and Physical address map, Memory allocation: Contiguous Memory allocation – Fixed and variable partition – Internal and External fragmentation and Compaction; Paging: Principle of operation – Page allocation – Hardware support for paging, Protection and sharing, Disadvantages of paging.

## UNIT 4:

(9)

**Virtual Memory:** Basics of Virtual Memory – Hardware and control structures – Locality of reference, Page fault, Working Set, Dirty page/Dirty bit – Demand paging, Page Replacement algorithms: Optimal, First in First Out (FIFO), Second Chance (SC), Not recently used (NRU) and Least Recently used (LRU).

## UNIT 5:

(9)

**I/O Hardware:** I/O devices, Device controllers, Direct memory access Principles of I/O Software: Goals of Interrupt handlers, Device drivers, Device independent I/O software, Secondary-Storage Structure: Disk structure, Disk scheduling algorithms

**File Management:** Concept of File, Access methods, File types, File operation, Directory structure, File free space management (bit vector, linked list, grouping) directory implementation (linear list, hash table) efficiency and performance.

**Disk Management:** Disk structure, Disk scheduling - FCFS, SSTF, SCAN, C-SCAN, Disk reliability, Disk formatting, Boot-block, Bad blocks

**Total Hours:45**

**TEXT BOOKS:**

1. D M Dhamdhere, “Operating Systems: A Concept-based Approach”, Second Edition, Tata McGraw-Hill Education, 2007.
2. William Stallings, “Operating Systems: Internals and Design Principles”, Seventh Edition, Prentice Hall, 2011.

**REFERENCES:**

1. Abraham Silberschatz, Peter B. Galvin, Greg Gagne, “Operating System Concepts Essentials”, John Wiley & Sons Inc., 2010.
2. D M Dhamdhere, “Operating Systems: A Concept-Based Approach”, Second Edition, Tata McGraw-Hill Education, 2007.
3. Charles Crowley, “Operating Systems: A Design-Oriented Approach”, Tata McGraw Hill Education”, 1996.

**WEBSITE:**

1. <http://nptel.ac.in/>.



# KARPAGAM ACADEMY OF HIGHER EDUCATION

## Faculty of Engineering

### Department of Computer Science and Engineering

#### Lecture Plan

**Faculty  
Name**  
**Subject  
Name**

**Operating Systems**

S.No	Topic Name
<b>Unit - I Introduction</b>	
1	Introduction to OS concepts
2	OS Structures ,Kernal and Shell
3	Evolution of operating systems -Mainframes systems-Desktops systems-multiprocessor systems
4	Distributed systems-Clustered systems-Real time systems-Handheld systems
5	Hardware protection-System Components-Operating System services
6	System Calls-System Programs-Process concepts
7	Process Scheduling
8	Operations on Processes
9	cooperating Processes
10	Interprocess communication
11	Tutorial 1: Interprocess Communication
<b>Unit - II Scheduling</b>	
12	Threads-Overview
13	Threading Issues-CPU Scheduling
14	Basic concepts-Scheduling Criteria
15	Scheduling Algorithms
16	Multiple Processor Scheduling-Real time scheduling
17	The critical section problem
18	Synchronisation Hardware
19	Semaphores
20	Classic problems of sychronisation
21	Critical Regions
22	Monitors
<b>Unit - III Deadlocks</b>	
23	System Model-Deadlock Characterization
24	Methods of Handling Deadlocks
25	Deadlock Prevention

26	Deadlock Avoidance
27	Deadlock detection-Recovery from deadlocks
28	Storage Management-Swapping
29	Contiguous Memory Allocation
30	Paging-Segmentation
31	Segmentation and paging
<b>Unit - IV Virtual Memory</b>	
32	Virtual Memory
33	Demand Paging
34	Process Creation
35	Page Replacement
36	Allocation of Frames
37	Thrashing
38	File concept-Access Methods
39	Directory Structure
40	File sharing
41	Protection
<b>Unit - V File Systems</b>	
42	File system Structure
43	File system Implementation
44	Directory Implementation
45	Allocation methods-Free space management
46	Kernel I/O subsystems
47	Disk Structure-Disk Scheduling
48	Disk management-Swap space management
49	Case study :The Linux system
50	Windows 2000
51	Seminar-Introduction -UNIX

### Hours Allocated

Number of hours allocated for Lecture

Number of hours planned for Lecture

### Text Books:

T1: Abraham Silberschatz, Peter Baer Galvin and Greg Gagne "Operating systems concepts" John WILEY & Sons (ASIA) Pvt. Ltd, 2009

### References:

- R1 Harvey M. Deitel Operating Systems Pearson Education Pvt.
- R2 Andrew S Tanenbaum "Modern operating Systems", Prentice Hall of India Pvt Limited
- R3 William Stallings "Operating systems" Prentice Hall of India 2009

## UNIT- I INTRODUCTION

Introduction - Mainframe systems – Desktop Systems – Multiprocessor Systems – Distributed Systems – Client-Server Systems – Time Systems – Handheld Systems - Hardware Protection - System Components – Operating System Services – System Programs - Process Concept – Process Scheduling – Operations on Processes – Cooperating Processes – Interprocess Communication.

### 1.1 Introduction :

What is an Operating System?

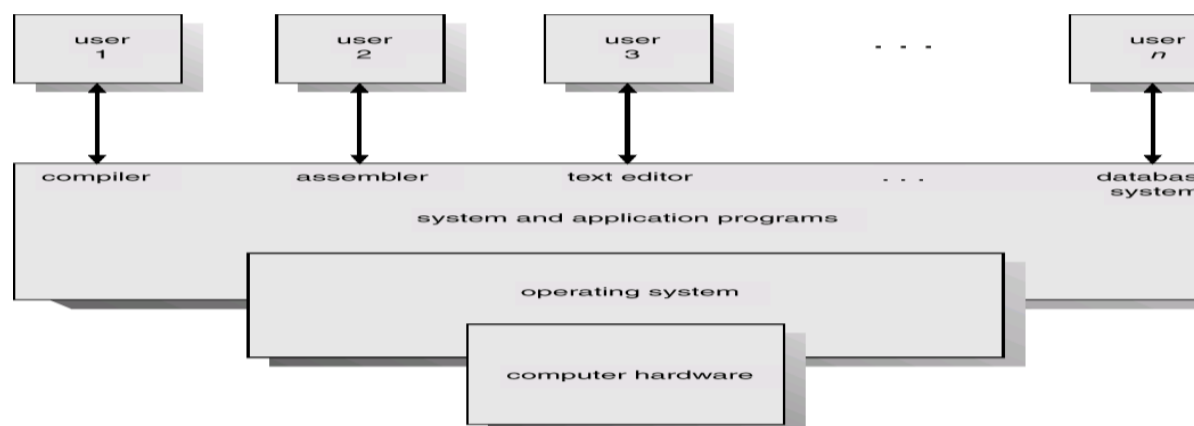
- An operating system is a program that manages the computer hardware.
- It also provides a basis for application programs and acts as an intermediary between a user of a computer and the computer hardware.
- The purpose of an operating system is to provide an environment in which a user can execute programs.

### **Goals of an Operating System**

- The primary goal of an operating system is thus to make the computer system convenient to use.
- The secondary goal is to use the computer hardware in an efficient manner.

### **Components of a Computer System**

- An operating system is an important part of almost every computer system.
- A computer system can be divided roughly into four components.
  - Hardware
  - Operating system
  - The application programs
  - Users



- The hardware - the central processing unit (CPU), the memory, and the Input/output (I/O) devices-provide the computer system with the physical resources.

- The application programs- such as word processors, spreadsheets, compilers, and web browsers- define the resources are used to solve the computing problems of the users.
- An operating system is similar to a *government*. The OS simply provides an environment within which other work.

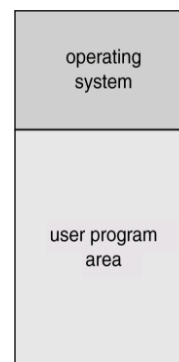
### **Abstract view of the components of a computer system.**

- Operating system can be viewed as a resource allocator.
- The OS acts as the manager of the resources ( such as CPU time, memory space, file storage space, I/O devices) specific programs and users as necessary for tasks.
- An operating system is a control program. It controls the execution of user programs to prevent errors and improve

## **1.2 Mainframe Systems**

- Early computers were physically enormous machines run from a console.
- The common input devices were card readers and tape drives.
- The common output devices were line printers, tape drives, and card punches.
- The user did not interact directly with the computer systems.
- Rather, the user prepared a job - which consisted of the program, the data, and some control information about (control cards)-and submitted it to the computer operator.
- The job was usually in the form of punch cards.
- The operating system in these early computers was fairly simple.
- Its major task was to transfer control automatically from one job to the next.
- The operating system was always resident in memory

### **Memory layout for a simple batch system.**



A batch operating system, thus normally reads a stream of separate jobs.

- When the job is complete its output is usually printed on a line printer.
- The definitive feature of batch system is the lack of interaction between the user and the job while the job is executing.
- Spooling is also used for processing data at remote sites.

## **Multiprogrammed Systems**

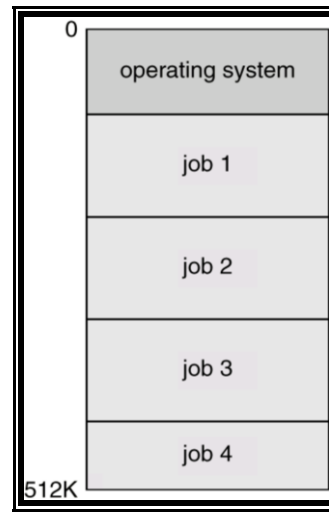
- A pool of jobs on disk allows the OS to select which job to run next, to increase CPU utilization.

- Multiprogramming increases CPU utilization by organizing jobs such that the CPU always has one to execute.
- The idea is as follows: The operating system keeps several jobs in memory simultaneously. This set of jobs is in the job pool.

The operating system picks and begins to execute one of the jobs in the memory.

The operating system picks and begins to execute one of the jobs in the memory.

Memory layout for a multiprogramming system.



### Time-Sharing Systems

- Time sharing (or multitasking) is a logical extension of multiprogramming. The CPU executes multiple jobs, but the switches occur so frequently that the users can interact with each program while it is running.
- A time-shared operating system allows many users to share the computer simultaneously. Since each action in a shared system tends to be short, only a little CPU time is needed for each user. As the system switches rapidly from one user to the next, each user is given the impression that the entire computer system is dedicated to her use, even though it is shared by many users.

### 1.3 Desktop Systems

- As hardware costs have decreased, it has once again become feasible to have a computer system dedicated to a single user. These types of computer systems are usually referred to as personal computers (PCs). They are microcomputers that are smaller and less expensive than mainframe computers.
- Operating systems for these computers have benefited from the development of operating systems for mainframes.

### 1.4 Multiprocessor Systems

- **Multiprocessor systems** (also known as **parallel systems** or **tightly coupled systems**) have more than one processor. They communicate, sharing the computer bus, the clock, and sometimes memory and peripheral devices.
- Multiprocessor systems have three main advantages.
  - **Increased throughput.**
  - **Economy of scale.**
  - **Increased reliability.**
- If functions can be distributed properly among several processors, then the failure of one processor will not halt the system. If we have ten processors and one fails, then each of the remaining nine processors must pick up a share of the work of the failed processor. Thus, the entire system runs only 10 percent slower, rather than failing altogether. This ability to continue to provide service proportional to the level of surviving hardware is called **graceful degradation**. Systems designed for graceful degradation are called **fault-tolerant systems**.



also called **fault tolerant**.

- Continued operation in the presence of failures requires a mechanism to allow the failure to be detected, diagnosed, and corrected.
- The most common multiple-processor systems now use **symmetric multiprocessing** (SMP), in which each processor has its own copy of the operating system, and these copies communicate with one another as needed.
- Some systems use **asymmetric multiprocessing**, in which each processor is assigned a specific task. A master processor is the system; the other processors either look to the master for instruction or have predefined tasks. This scheme is a master-slave relationship. The master processor schedules and allocates work to the slave processors.

### **1.5 Distributed Systems**

- In contrast to the tightly coupled systems, the processors do not share memory or a clock. Instead, each processor has its own memory.
- The processors communicate with one another through various communication lines, such as high-speed buses. These systems are usually referred to as loosely coupled systems, or distributed systems.

#### **Advantages of distributed systems**

- Resource Sharing
- Computation speedup
- Reliability
- Communication

### **1.6 Clustered Systems**

- Clustering allows two or more systems to share storage.
- Provides high reliability.
- *Asymmetric clustering*: one server runs the application while other servers standby.
- *Symmetric clustering*: all N hosts are running the application.

### **1.7 Real-Time Systems**

- Systems that control scientific experiments, medical imaging systems, industrial control systems, and certain embedded systems. Some automobile-engine fuel-injection systems, home-appliance controllers, and weapon systems. A real-time system has well-defined, fixed time constraints.
- Real-time systems come in two flavors: hard and soft.
- A hard real-time system guarantees that critical tasks be completed on time. This goal requires that all operations be bounded, from the retrieval of stored data to the time that it takes the operating system to finish any request. Time constraints dictate the facilities that are available in hard real-time systems.
- A less restrictive type of real-time system is a soft real-time system, where a critical real-time task gets priority but may retain that priority until it completes.
- Soft real-time systems, however, have more limited utility than hard real-time systems. They are useful, in particular, in multimedia, virtual reality, and advanced scientific projects.

### **1.8 Handheld Systems**

- Personal Digital Assistants (PDAs)
- Cellular telephones
- Issues:

- Limited memory
- Slow processors
- Small display screens.

### **1.9 Hardware Protection**

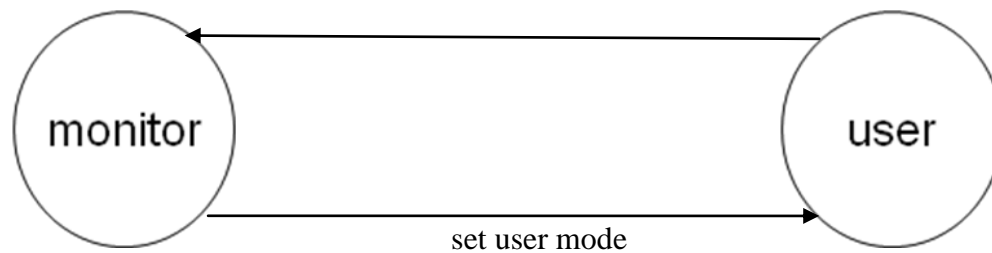
- Dual-Mode Operation
- I/O Protection
- Memory Protection
- CPU Protection

#### **Dual-Mode Operation**

- Sharing system resources requires operating system to ensure that an incorrect program cannot cause ot incorrectly.
- Provide hardware support to differentiate between at least two modes of operations.
  1. *User mode* – execution done on behalf of a user.
  2. *Monitor mode* (also *kernel mode* or *system mode*) – execution done on behalf of operating system.
- *Mode bit* added to computer hardware to indicate the current mode: monitor (0) or user (1).

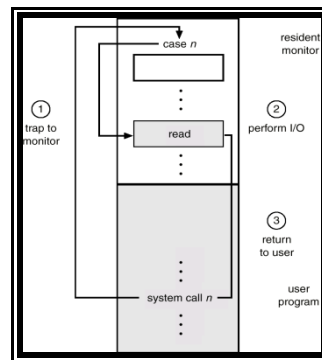
When an interrupt or fault occurs hardware switches to monitor mode.

Interrupt/fault



*Privileged instructions* can be issued only in monitor mode.

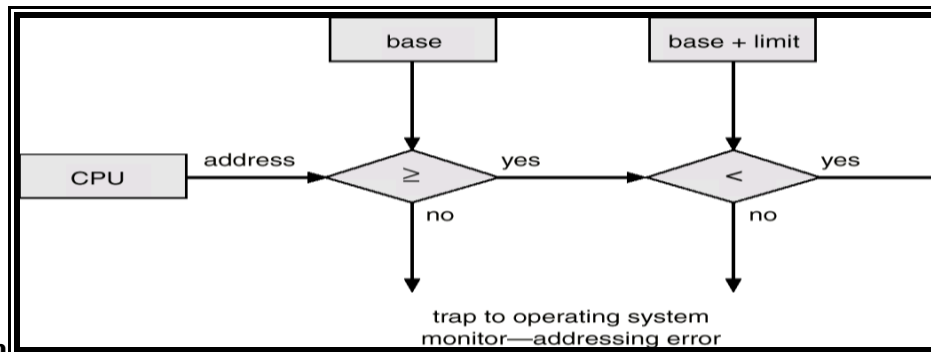
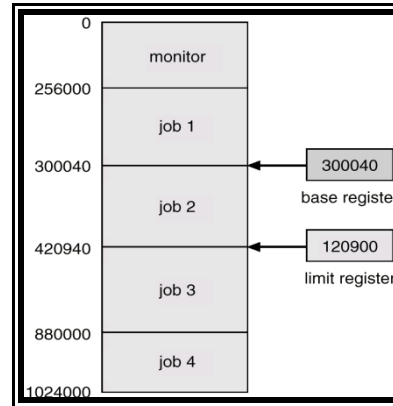
Use of A System Call to Perform I/O



#### **Memory Protection**

- Must provide memory protection at least for the interrupt vector and the interrupt service routines.
- In order to have memory protection, add two registers that determine the range of legal addresses a prog
  - Base register – holds the smallest legal physical memory address.
  - Limit register – contains the size of the range

- Memory outside the defined range is protected.
- Use of A Base and Limit Register



#### Hardware Address Protection

- When executing in monitor mode, the operating system has unrestricted access to both monitor and user programs.
  - The load instructions for the *base* and *limit* registers are privileged instructions.
- CPU Protection
- *Timer* – interrupts computer after specified period to ensure operating system maintains control.
    - Timer is decremented every clock tick.
    - When timer reaches the value 0, an interrupt occurs.
  - Timer commonly used to implement time sharing.
  - Time also used to compute the current time.
  - Load-timer is a privileged instruction.

#### 1.10 System Components

There are eight major operating system components. They are :

- Process management
- Main-memory management
- File management
- I/O-system management
- Secondary-storage management
- Networking
- Protection system
- Command-interpreter system

##### (i) Process Management

- A **process** can be thought of as a program in execution. A batch job is a process. A time shared user program is a process.
- A process needs certain resources-including CPU time, memory, files, and I/O devices-to accomplish its task.

- A program by itself is not a process; a program is a *passive* entity, such as the contents of a file stored on a disk. A process is an *active* entity, with a **program counter** specifying the next instruction to execute.
- A process is the unit of work in a system.
- The operating system is responsible for the following activities in connection with process management:
  - ☐ Creating and deleting both user and system processes
  - ☐ Suspending and resuming processes
  - ☐ Providing mechanisms for process synchronization
  - ☐ Providing mechanisms for process communication
  - ☐ Providing mechanisms for deadlock handling

## (ii) Main – Memory Management

- Main memory is a large array of words or bytes, ranging in size from hundreds of thousands to billions of bytes, each with its own address.
- Main memory is a repository of quickly accessible data shared by the CPU and I/O devices.
- To improve both the utilization of the CPU and the speed of the computer's response to its users, the operating system keeps programs in memory.
- The operating system is responsible for the following activities in connection with memory management:
  - ☐ Keeping track of which parts of memory are currently being used and by whom.
  - ☐ Deciding which processes are to be loaded into memory when memory space becomes available.
  - ☐ Allocating and deallocating memory space as needed.

## (iii) File Management

- File management is one of the most visible components of an operating system.
- The operating system is responsible for the following activities in connection with file management:
  - ☐ Creating and deleting files
  - ☐ Creating and deleting directories
  - ☐ Supporting primitives for manipulating files and directories
  - ☐ Mapping files onto secondary storage
  - ☐ Backing up files on stable (nonvolatile) storage media

## (iv) I/O System management

- One of the purposes of an operating system is to hide the peculiarities of specific hardware devices from applications programs, using the I/O subsystem.
- The I/O subsystem consists of
  - ☐ A memory-management component that includes buffering, caching, and spooling
  - ☐ A general device-driver interface
  - ☐ Drivers for specific hardware devices

## (v) Secondary storage management

- Because main memory is too small to accommodate all data and programs, and because the data in main memory is lost when power is lost, the computer system must provide **secondary storage** to back up main memory.
- The operating system is responsible for the following activities in connection with disk management:

- □ Free-space management
- □ Storage allocation
- □ Disk scheduling

#### (vi) Networking

- A **distributed system** is a collection of processors that do not share memory, peripheral devices, or a clock.
- Instead, each processor has its own local memory and clock, and the processors communicate with each other through various communication lines, such as high-speed buses or networks.
- The processors in the system are connected through a **communication network**, which can be connected in different ways.

#### (vii) Protection System

- Various processes must be protected from one another's activities. For that purpose, mechanisms ensure that memory segments, CPU, and other resources can be operated on by only those processes that have gained proper authorization from the operating system.
- Protection is any mechanism for controlling the access of programs, processes, or users to the resources of the operating system.
- Protection can improve reliability by detecting latent errors at the interfaces between component subsystems.

#### (viii) Command-Interpreter System

- One of the most important systems programs for an operating system is the command interpreter.
- It is the interface between the user and the operating system.
- Some operating systems include the command interpreter in the kernel. Other operating systems, such as UNIX, treat the command interpreter as a special program that is running when a job is initiated, or when a user logs on (in time-sharing systems).
- Many commands are given to the operating system by control statements.
- When a new job is started in a batch system, or when a user logs on to a time-shared system, a program that interprets control statements is executed automatically.
- This program is sometimes called the **control-card interpreter** or the **command-line interpreter**, and is often referred to as the **shell**.

### 1.11 Operating-System Services

The OS provides certain services to programs and to the users of those programs.

1. **Program execution:** The system must be able to load a program into memory and to run that program. The program must be able to end its execution, either normally or abnormally (indicating error).
2. **I/O operations:** A running program may require I/O. This I/O may involve a file or an I/O device.
3. **File-system manipulation:** The program needs to read, write, create, delete files.
4. **Communications :** In many circumstances, one process needs to exchange information with another process. This communication can occur in two major ways. The first takes place between processes that are executing

on the same computer; the second takes place between processes that are executing on different computer systems by a computer network.

5. **Error detection:** The operating system constantly needs to be aware of possible errors. Errors may occur in hardware (such as a memory error or a power failure), in I/O devices (such as a parity error on tape, a connection or lack of paper in the printer), and in the user program (such as an arithmetic overflow, an attempt to access a location, or a too-great use of CPU time). For each type of error, the operating system should take the appropriate correct and consistent computing.

6. **Resource allocation:** Different types of resources are managed by the Os. When there are multiple users or processes at the same time, resources must be allocated to each of them.

7. **Accounting:** We want to keep track of which users use how many and which kinds of computer resources. This can be used for accounting or simply for accumulating usage statistics.

8. **Protection:** The owners of information stored in a multiuser computer system may want to control use of the system. Protection of the system is also important.

### **1.12 System Calls**

- System calls provide the interface between a process and the operating system.
- These calls are generally available as assembly-language instructions.
- System calls can be grouped roughly into five major categories:

1. Process control
2. file management
3. device management
4. information maintenance
5. Communications

#### **Process Control**

- end, abort
- load, execute
- Create process and terminate process
- get process attributes and set process attributes.
- wait for time, wait event, signal event
- Allocate and free memory.

#### **File Management**

- Create file, delete file
- Open , close
- Read, write, reposition
- Get file attributes, set file attributes.

#### **Device Management**

- Request device, release device.
- Read, write, reposition
- Get device attributes, set device attributes
- Logically attach or detach devices

### **Information maintenance**

- Get time or date, set time or date
- Get system data, set system data
- Get process, file, or device attributes
- Set process, file or device attributes

### **Communications**

- Create, delete communication connection
- Send, receive messages
- Transfer status information
- Attach or detach remote devices

Two types of communication models

- (a) Message passing model
- (b) Shared memory model

### **1.13 System Programs**

- System programs provide a convenient environment for program development and execution.
- They can be divided into several categories:
  1. **File management:** These programs create, delete, copy, rename, print, dump, list, and generally manipulate files.
  2. **Status information:** The status such as date, time, amount of available memory or disk space, number of users, etc.
  3. **File modification:** Several text editors may be available to create and modify the content of files stored on disk.
  4. **Programming-language support:** Compilers, assemblers, and interpreters for common programming languages.
  5. **Program loading and execution:** The system may provide absolute loaders, relocatable loaders, linkers, etc.
  6. **Communications:** These programs provide the mechanism for creating virtual connections among processes on different computer systems. (email, FTP, Remote log in)
  7. **Application programs:** Programs that are useful to solve common problems, or to perform common operations.

Eg. Web browsers, database systems.

### **1.14 Process Concept**

- A process can be thought of as a program in execution.
- A process is the unit of the unit of work in a modern time-sharing system.
- A process generally includes the process stack, which contains temporary data (such as method parameters, return values), and a data section, which contains global variables.

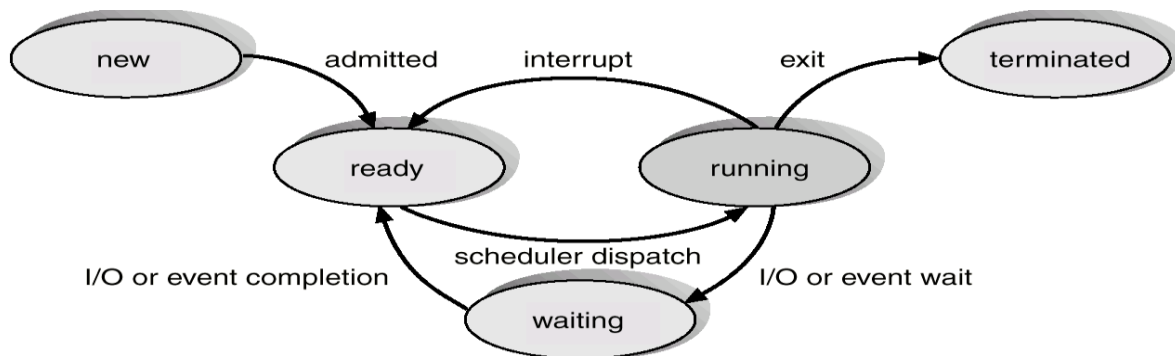
Difference between program and process

- A program is a passive entity, such as the contents of a file stored on disk, whereas a process is an active entity. It has a program counter specifying the next instruction to execute and a set of associated resources.

### **Process States:**

- As a process executes, it changes state.

- The state of a process is defined in part by the current activity of that process.
- Each process may be in one of the following states:
  - **New**: The process is being created.
  - **Running**: Instructions are being executed.
  - **Waiting**: The process is waiting for some event to occur (such as an I/O completion or reception of a signal).
  - **Ready**: The process is waiting to be assigned to a processor.
  - **Terminated**: The process has finished execution.



### Process Control Block

- Each process is represented in the operating system by a process control block (PCB)-also called a task control block.
- A PCB defines a process to the operating system.
- It contains the entire information about a process.
- Some of the information a PCB contains are:
  - **Process state**: The state may be new, ready, running, waiting, halted, and so on.
  - **Program counter**: The counter indicates the address of the next instruction to be executed for this process.
  - **CPU registers**: The registers vary in number and type, depending on the computer architecture.
  - **CPU-scheduling information**: This information includes a process priority, pointers to scheduling parameters.
  - **Memory-management information**: This information may include such information as the value of the page tables, or the segment tables, depending on the memory system used by the operating system.
  - **Accounting information**: This information includes the amount of CPU and real time used, time limits, process numbers, and so on.
  - **Status information**: The information includes the list of I/O devices allocated to this process, a list of open files, and so on.



pointer	process state
process number	
program counter	
registers	
memory limits	
list of open files	
⋮	

### 1.15 Process Scheduling

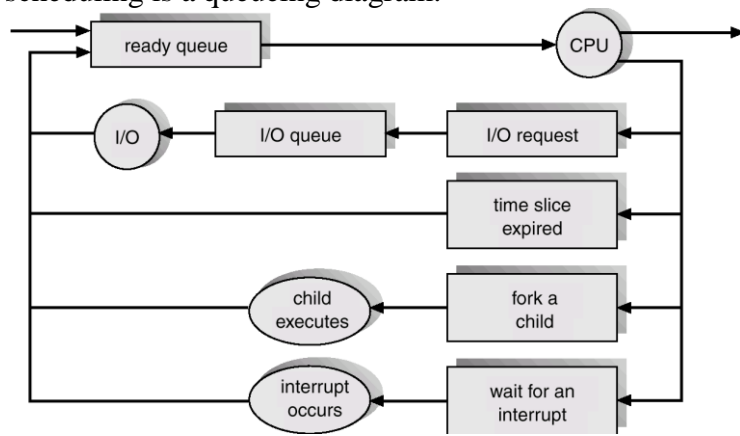
- The objective of multiprogramming is to have some process running at all times, so as to maximize CPU utilization.

#### **Scheduling Queues**

There are 3 types of scheduling queues. They are :

1. Job Queue
2. Ready Queue
3. Device Queue

- As processes enter the system, they are put into a **job queue**.
- The processes that are residing in main memory and are ready and waiting to execute are kept on a list called the **ready queue**.
- The list of processes waiting for an I/O device is kept in a **device queue** for that particular device.
- □ A new process is initially put in the ready queue. It waits in the ready queue until it is selected for execution.
- Once the process is assigned to the CPU and is executing, one of several events could occur:
  - □ The process could issue an I/O request, and then be placed in an I/O queue.
  - □ The process could create a new subprocess and wait for its termination.
  - □ The process could be removed forcibly from the CPU, as a result of an interrupt, and be put back in the ready queue.
- A common representation of process scheduling is a queueing diagram.



#### **Schedulers**

- A process migrates between the various scheduling queues throughout its lifetime.
- The operating system must select, for scheduling purposes, processes from these queues in some fashion.

- The selection process is carried out by the appropriate scheduler.

There are three different types of schedulers. They are:

1. Long-term Scheduler or Job Scheduler
2. Short-term Scheduler or CPU Scheduler
3. Medium term Scheduler

- The **long-term scheduler**, or **job scheduler**, selects processes from this pool and loads them into memory for execution very infrequently. It controls the degree of multiprogramming.

- The **short-term scheduler**, or **CPU scheduler**, selects from among the processes that are ready to execute, and executes one of them. It is invoked very frequently.

- Processes can be described as either **I/O bound** or **CPU bound**.

- An **I/O-bound process** spends more of its time doing I/O than it spends doing computations.

- A **CPU-bound process**, on the other hand, generates I/O requests infrequently, using more of its time doing computations than an I/O-bound process uses.

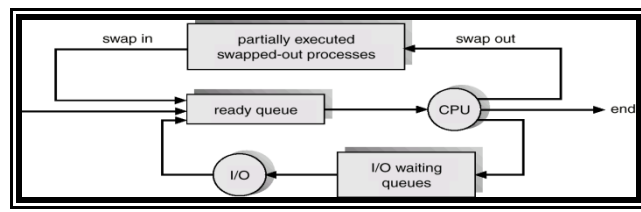
- The system with the best performance will have a combination of CPU-bound and I/O-bound processes.

### Medium term Scheduler

- Some operating systems, such as time-sharing systems, may introduce an additional, intermediate level of scheduling.

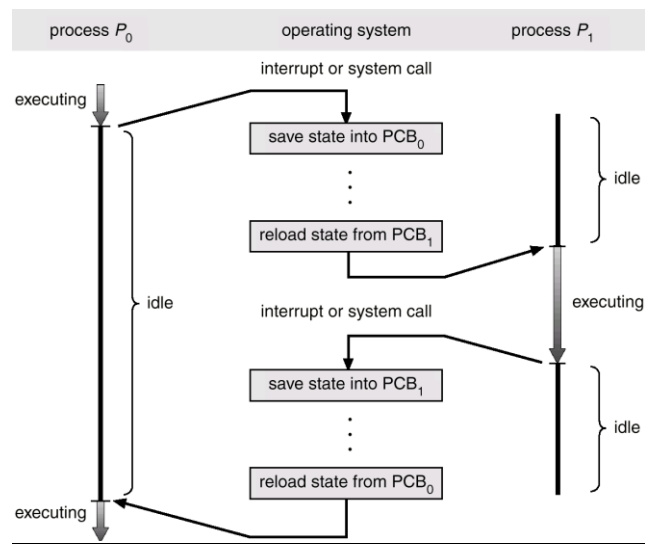
- The key idea is medium-term scheduler, removes processes from memory and thus reduces the degree of multiprogramming.

- At some later time, the process can be reintroduced into memory and its execution can be continued where it left off. This is called swapping.



### Context Switch

- Switching the CPU to another process requires saving the state of the old process and loading the saved state for the new process.
- This task is known as a context switch.
- Context-switch time is pure overhead, because the system does no useful work while switching.
- Its speed varies from machine to machine, depending on the memory speed, the number of registers that must be saved, and the existence of special instructions.



## 1.16 Operations on Processes

### 1. Process Creation

- A process may create several new processes, during the course of execution.
- The creating process is called a **parent** process, whereas the new processes are called the **children** of that process.
- When a process creates a new process, two possibilities exist **in terms of execution**:
  1. The parent continues to execute concurrently with its children.
  2. The parent waits until some or all of its children have terminated.
- There are also two possibilities **in terms of the address space** of the new process:
  1. The child process is a duplicate of the parent process.
  2. The child process has a program loaded into it.
- In UNIX, each process is identified by its process identifier, which is a unique integer. A new process is created by a system call.

### 2. Process Termination

- A process terminates when it finishes executing its final statement and asks the operating system to delete it by a system call.
- At that point, the process may return data (output) to its parent process (via the **wait** system call).
- A process can cause the termination of another process via an appropriate system call.
- A parent may terminate the execution of one of its children for a variety of

reasons, such as these:

1. The child has exceeded its usage of some of the resources that it has been allocated.
  2. The task assigned to the child is no longer required.
  3. The parent is exiting, and the operating system does not allow a child to continue if its parent terminates.
- process terminates (either normally or abnormally), then all its children must also be terminated. This phenomenon is called **cascading termination**, is normally initiated by the operating system.

## 1.17 Cooperating Processes

- The concurrent processes executing in the operating system may be either **independent** processes or **cooperating** processes.
- A process is independent if it cannot affect or be affected by the other processes executing in the system.

- A process is cooperating if it can affect or be affected by the other processes executing in the system.
- Benefits of Cooperating Processes

1. Information sharing
2. Computation speedup
3. Modularity
4. Convenience

### Example

#### Producer – Consumer Problem

- A producer process produces information that is consumed by a consumer process.
- For example, a print program produces characters that are consumed by the printer driver. A compiler may produce code which is consumed by an assembler.
- To allow producer and consumer processes to run concurrently, we must have available a buffer of items to be produced and emptied by the consumer.
  - o **unbounded-buffer**: places no practical limit on the size of the buffer.
  - o **bounded-buffer** : assumes that there is a fixed buffer size.

#### *Shared data*

```
#define BUFFER_SIZE 10
typedef struct {
    ...
} item;
item buffer[BUFFER_SIZE];
int in = 0;
int out = 0;
```

The shared buffer is implemented as a circular array with two logical pointers: **in** and **out**. The variable **in** points to the first empty position in the buffer; **out** points to the first full position in the buffer. The buffer is empty when **in == out** ; the buffer is full when **(in + 1) % BUFFERSIZE == out**.

#### *Producer Process*

```
while (1)
{
    while (((in + 1) % BUFFER_SIZE) == out);
    /* do nothing */
    buffer[in] = nextProduced;
    in = (in + 1) % BUFFER_SIZE;
}
```

#### *Consumer process*

```
while (1)
{
    while (in == out);
    /* do nothing */
    nextConsumed = buffer[out];
    out = (out + 1) % BUFFER_SIZE;
}
```

### **1.18 Interprocess Communication**

- Operating systems provide the means for cooperating processes to communicate with each other via an interprocess communication (IPC) facility.
- IPC provides a mechanism to allow processes to communicate and to synchronize their actions. IPC is best implemented as a message passing system.

#### **Basic Structure:**

- If processes P and Q want to communicate, they must send messages to and receive messages from each other. A communication link must exist between them.
- Physical implementation of the link is done through a hardware bus, network etc,
- There are several methods for logically implementing a link and the operations:
  1. Direct or indirect communication
  2. Symmetric or asymmetric communication
  3. Automatic or explicit buffering
  4. Send by copy or send by reference
  5. Fixed-sized or variable-sized messages

#### **Naming**

- Processes that want to communicate must have a way to refer to each other. They can use either direct or indirect communication.

##### **1. Direct Communication**

- Each process that wants to communicate must explicitly name the recipient or sender of the communication.
- A communication link in this scheme has the following properties:
  - i. A link is established automatically between every pair of processes that want to communicate. The processes use the other's identity to communicate.
  - ii. A link is associated with exactly two processes.
  - iii. Exactly one link exists between each pair of processes.
- There are two ways of addressing namely
  - Symmetry in addressing
  - Asymmetry in addressing
- In symmetry in addressing, the send and receive primitives are defined as:

send(P, message) □ Send a message to process P

receive(Q, message) □ Receive a message from Q

- In asymmetry in addressing, the send & receive primitives are defined as:

send(p, message) □□ send a message to process p

receive(id, message) □□ receive message from any process, id is set to the name of the process with which communication takes place

##### **2. Indirect Communication**

- With indirect communication, the messages are sent to and received from mailboxes, or ports.
- The send and receive primitives are defined as follows:

send(A, message) □ Send a message to mailbox A.

receive (A, message) □ Receive a message from mailbox A.

- A communication link has the following properties:

- i. A link is established between a pair of processes only if both members of the pair have a shared mailbox.

- ii. A link may be associated with more than two processes.

- iii. A number of different links may exist between each pair of communicating processes, with each link corresponding to a different message.

### 3. Buffering

- A link has some capacity that determines the number of message that can reside in it temporarily. This property is called buffering. It is a queue of messages attached to the link.

- There are three ways that such a queue can be implemented.

- **Zero capacity** : Queue length of maximum is 0. No message is waiting in a queue. The sender must wait until the message is received by the receiver. (message system with no buffering)

- **Bounded capacity**: The queue has finite length n. Thus at most n messages can reside in it.

- **Unbounded capacity**: The queue has potentially infinite length. Thus any number of messages can wait in the queue. (message system with unbounded buffering)

### 4. Synchronization

- Message passing may be either blocking or non-blocking.

1. **Blocking Send** - The sender blocks itself till the message sent by it is received by the receiver.

2. **Non-blocking Send** - The sender does not block itself after sending the message but continues with its normal execution.

3. **Blocking Receive** - The receiver blocks itself until it receives the message.

4. **Non-blocking Receive** – The receiver does not block itself.

## UNIT -II SCHEDULING

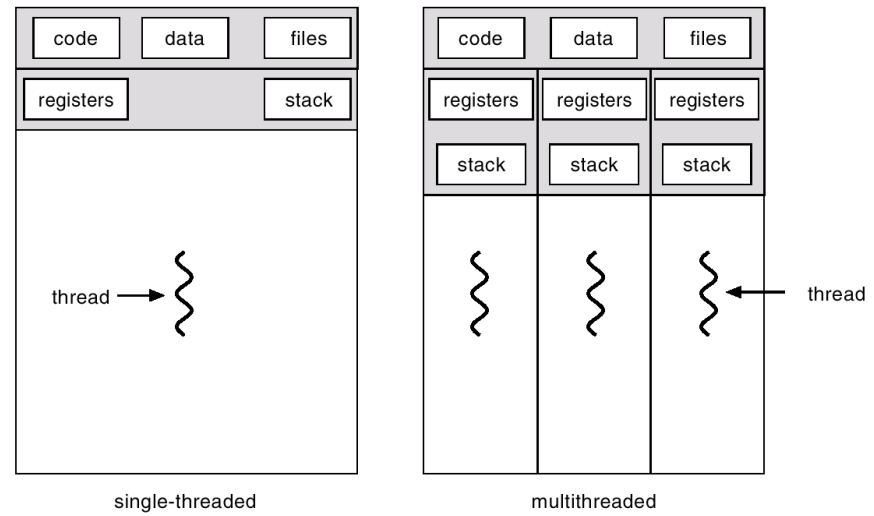
Threads Overview – Threading issues - CPU Scheduling – Basic Concepts – Scheduling Criteria – Scheduling Algorithms

Processor Scheduling – Real Time Scheduling - The Critical-Section Problem – Synchronization Hardware – Deadlocks

problems of Synchronization – Critical regions – Monitors.

## 2.1 Threads Overview

- A thread is the **basic unit of CPU utilization**.
- It is sometimes called as a **lightweight process**.
- It consists of a thread ID ,a program counter, a register set and a stack.
- It shares with other threads belonging to the same process its code section , data section, and resources such as



A traditional or heavy weight process has a single thread of control.

- If the process has multiple threads of control, it can do more than one task at a time.

### **Benefits of multithreaded programming**

- ☐ Responsiveness
- ☐ Resource Sharing
- ☐ Economy
- ☐ Utilization of MP Architectures

### **User thread and Kernel threads**

#### **User threads**

- Supported above the kernel and implemented by a thread library at the user level.
- Thread creation , management and scheduling are done in user space.
- Fast to create and manage
- When a user thread performs a blocking system call ,it will cause the entire process to block even if other threads are running within the application.
- Example: POSIX Pthreads, Mach C-threads and Solaris 2 UI-threads.

#### **Kernel threads**

- Supported directly by the OS.
- Thread creation , management and scheduling are done in kernel space.
- Slow to create and manage
- When a kernel thread performs a blocking system call ,the kernel schedules another thread in the application for execution.

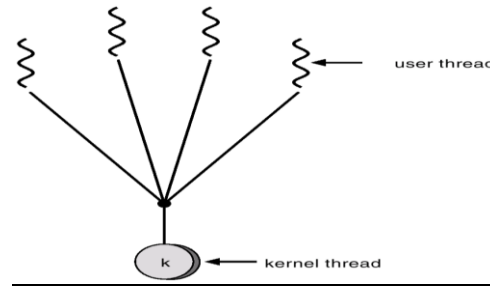
- Example: Windows NT, Windows 2000 , Solaris 2, BeOS and Tru64 UNIX support kernel threads.

## Multithreading models

1. Many-to-One
2. One-to-One
3. Many-to-Many

### 1. Many-to-One:

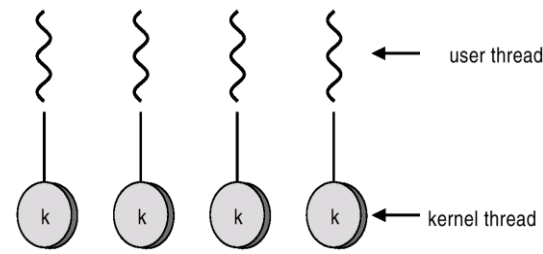
- Many user-level threads mapped to single kernel thread.
- Used on systems that do not support kernel threads.



### 2. One-to-One:

- Each user-level thread maps to a kernel thread.
- Examples
  - Windows 95/98/NT/2000
  - OS/2

#### One-to-one Model

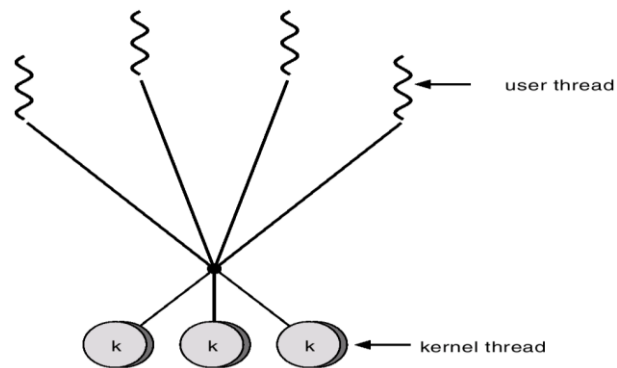


### 3. Many-to-Many Model:

- Allows many user level threads to be mapped to many kernel threads.
- Allows the operating system to create a sufficient number of kernel threads.
- Solaris 2
- Windows NT/2000

#### Many-to-Many Model





## **2.2 Threading Issues:**

### **1. fork() and exec() system calls.**

A fork() system call may duplicate all threads or duplicate only the thread that invoked fork().

If a thread invoke exec() system call, the program specified in the parameter to exec will replace the entire process.

### **2. Thread cancellation.**

It is the task of terminating a thread before it has completed.

A thread that is to be cancelled is called a target thread.

There are two types of cancellation namely

1. Asynchronous Cancellation – One thread immediately terminates the target thread.
2. Deferred Cancellation – The target thread can periodically check if it should terminate, and does so in an orderly manner.

### **3. Signal handling**

1. A signal is used to notify a process that a particular event has occurred.

2. A generated signal is delivered to the process.

a. Deliver the signal to the thread to which the signal applies.

b. Deliver the signal to every thread in the process.

c. Deliver the signal to certain threads in the process.

d. Assign a specific thread to receive all signals for the process.

3. Once delivered the signal must be handled.

a. Signal is handled by

i. A default signal handler

ii. A user defined signal handler

### **4. Thread pools**

Creation of unlimited threads exhaust system resources such as CPU time or memory. Hence we use a thread pool.

In a thread pool, a number of threads are created at process startup and placed in the pool. When there is a task, the process will pick a thread from the pool and assign it a task.

After completion of the task, the thread is returned to the pool.

## 5. Thread specific data

Threads belonging to a process share the data of the process. However each thread might need its own copy of thread-specific data

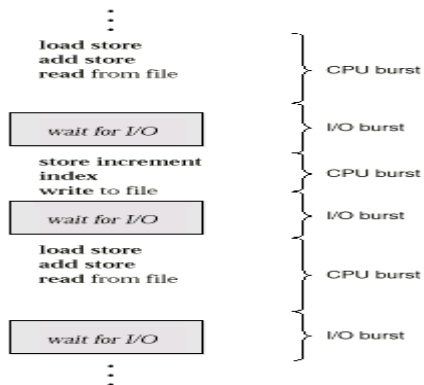
### 2.3 CPU Scheduling

#### 2.4. Basic Concepts

- CPU scheduling is the basis of multi programmed operating systems.
- The objective of multiprogramming is to have some process running at all times, in order to maximize CPU utilization.
- Scheduling is a fundamental operating-system function.
- Almost all computer resources are scheduled before use.

#### **CPU-I/O Burst Cycle**

- Process execution consists of a **cycle** of CPU execution and I/O wait.
- Processes alternate between these two states.
- Process execution begins with a **CPU burst**.
- That is followed by an I/O **burst**, then another CPU burst, then another I/O burst, and so on.
- Eventually, the last CPU burst will end with a system request to terminate execution, rather than with another



### CPU Scheduler

- □ Whenever the CPU becomes idle, the operating system must select one of the processes in the ready queue to execute.
- The selection process is carried out by the **short-term scheduler** (or CPU scheduler).
- The ready queue is not necessarily a first-in, first-out (FIFO) queue. It may be a FIFO queue, a priority queue, or an unordered linked list.

#### **Preemptive Scheduling**

- CPU scheduling decisions may take place under the following four circumstances:

1. When a process switches from the running state to the waiting state

2. When a process switches from the running state to the ready state
  3. When a process switches from the waiting state to the ready state
  4. When a process terminates
- Under 1 & 4 scheduling scheme is non preemptive.
  - Otherwise the scheduling scheme is preemptive.

### **Non-preemptive Scheduling**

- In non preemptive scheduling, once the CPU has been allocated a process, the process keeps the CPU until it is terminated or by switching to the waiting state.
- This scheduling method is used by the Microsoft windows environment.

### **Dispatcher**

- The dispatcher is the module that gives control of the CPU to the process selected by the short-term scheduler.
- This function involves:
  1. Switching context
  2. Switching to user mode
  3. Jumping to the proper location in the user program to restart that program

### **2.5 Scheduling Criteria**

- 1. CPU utilization:** The CPU should be kept as busy as possible. CPU utilization may range from 0 to 100 percent. For a lightly loaded system, utilization should range from 40 percent (for a lightly loaded system) to 90 percent (for a heavily used system).
- 2. Throughput:** It is the number of processes completed per time unit. For long processes, this rate may be 1 process per second, for short transactions, throughput might be 10 processes per second.
- 3. Turnaround time:** The interval from the time of submission of a process to the time of completion. Turnaround time is the sum of the periods spent waiting to get into memory, waiting in the ready queue, executing, and doing I/O.
- 4. Waiting time:** Waiting time is the sum of the periods spent waiting in the ready queue.
- 5. Response time:** It is the amount of time it takes to start responding, but not the time that it takes to output the result.

### **2.6 CPU Scheduling Algorithms**

1. First-Come, First-Served Scheduling
2. Shortest Job First Scheduling
3. Priority Scheduling
4. Round Robin Scheduling

#### **First-Come, First-Served Scheduling**

- The process that requests the CPU first is allocated the CPU first.
- It is a non-preemptive Scheduling technique.
- The implementation of the FCFS policy is easily managed with a FIFO queue.

#### **Example:**

Process Burst Time

P1	24
P2	3
P3	3

- If the processes arrive in the order P1, P2, P3, and are served in FCFS order, we get the result shown in the following table.

P1	P2	P3
0	24	27
		30

Average Turnaround time =  $(24+27+30) / 3 = 27$  ms

- ## Shortest Job First Scheduling

- Example :

P1	6
P2	8
P3	7
P4	3

<b>P4</b>	<b>P1</b>	<b>P3</b>	<b>P2</b>
<b>0</b>	<b>3</b>	<b>9</b>	<b>16</b>

Average turnaround time =  $(3+9+16+24) / 4 = 13$  ms

- Example :

P1	0	8
P2	1	4
P3	2	9
P4	3	5

<b>P1</b>	<b>P2</b>	<b>P4</b>	<b>P1</b>	<b>P3</b>
<b>0</b>	<b>1</b>	<b>5</b>	<b>10</b>	<b>17</b>

P1 :  $10 - 1 = 9$

$$\text{P2 : } 1 - 1 = 0$$

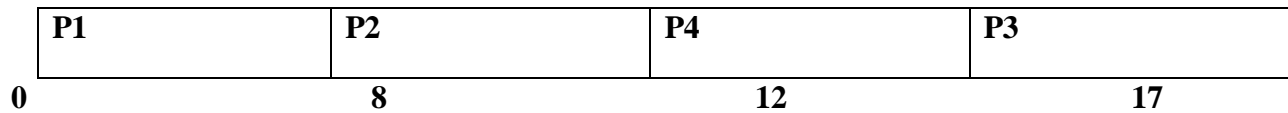
P3 :  $17 - 2 = 15$

P4 :  $5 - 3 = 2$

$$\text{AWT} = (9+0+15+2) / 4 = 6.5 \text{ ms}$$

- Preemptive SJF is known as shortest remaining time first

## Non-preemptive Scheduling




$$AWT = 0 + (8 - 1) + (12 - 3) + (17 - 2) / 4 = 7.75 \text{ ms}$$

## Priority Scheduling

- The SJF algorithm is a special case of the general priority-scheduling algorithm.
- A priority is associated with each process, and the CPU is allocated to the process with the highest priority (highest priority).

Example :

Process	Burst Time	Priority
P1	10	3
P2	1	1
P3	2	4
P4	1	5
P5	5	2



SJF is a priority scheduling where priority is the predicted next CPU burst time.

- Priority Scheduling can be preemptive or non-preemptive.
- **Drawback** □ □ Starvation – low priority processes may never execute.
- **Solution** □ □ Aging – It is a technique of gradually increasing the priority of processes that wait in the system

## Round-Robin Scheduling

- The round-robin (RR) scheduling algorithm is designed especially for timesharing systems.
- It is similar to FCFS scheduling, but preemption is added to switch between processes.
- A small unit of time, called a time quantum (or time slice), is defined.
- The ready queue is treated as a circular queue.

Example :

Process Burst Time

P1                      24

P2                      3

P3                      3

Time Quantum = 4 ms.

<b>P1</b>	<b>P2</b>	<b>P3</b>	<b>P1</b>	<b>P1</b>	<b>P1</b>	<b>P1</b>	<b>P1</b>
-----------	-----------	-----------	-----------	-----------	-----------	-----------	-----------

0                      4                      7                      10                      14                      18                      22                      26

Waiting time

$$P1 = 26 - 20 = 6$$

$$P2 = 4$$

$$P3 = 7 \text{ (} 6+4+7 / 3 = 5.66 \text{ ms)}$$

- The average waiting time is  $17/3 = 5.66$  milliseconds.

- The performance of the RR algorithm depends heavily on the size of the time-quantum.

- If time-quantum is very large(infinite) then RR policy is same as FCFS policy.

- If time quantum is very small, RR approach is called processor sharing and appears to the users as though each process has its own processor running at  $1/n$  the speed of real processor.

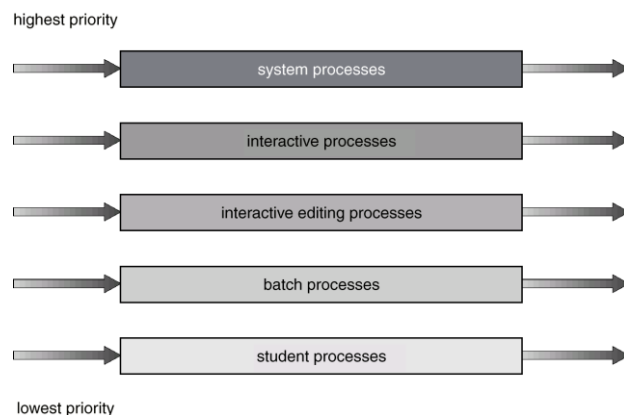
### Multilevel Queue Scheduling

- It partitions the ready queue into several separate queues .
- The processes are permanently assigned to one queue, generally based on some property of the process, such as priority, or process type.
- There must be scheduling between the queues, which is commonly implemented as a fixed-priority preemptive.
- For example the foreground queue may have absolute priority over the background queue.

Example : of a multilevel queue scheduling algorithm with five queues

1. System processes
2. Interactive processes
3. Interactive editing processes
4. Batch processes
5. Student processes

Each queue has absolute priority over lower-priority queue.



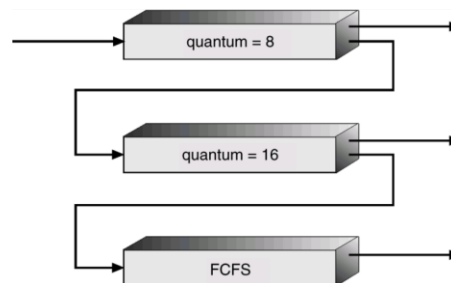
### Multilevel Feedback Queue Scheduling

- ☐ It allows a process to move between queues.
- The idea is to separate processes with different CPU-burst characteristics.

- If a process uses too much CPU time, it will be moved to a lower-priority queue.
- This scheme leaves I/O-bound and interactive processes in the higher-priority queues.
- Similarly, a process that waits too long in a lower priority queue may be moved to a higher-priority queue.
- This form of aging prevents starvation.

Example:

- Consider a multilevel feedback queue scheduler with three queues, numbered from 0 to 2 .
- The scheduler first executes all processes in queue 0.
- □ Only when queue 0 is empty will it execute processes in queue 1.
- Similarly, processes in queue 2 will be executed only if queues 0 and 1 are empty.
- A process that arrives for queue 1 will preempt a process in queue 2.
- A process that arrives for queue 0 will, in turn, preempt a process in queue 1.



- □ A multilevel feedback queue scheduler is defined by the following parameters:
  1. The number of queues
  2. The scheduling algorithm for each queue
  3. The method used to determine when to upgrade a process to a higher priority queue
  4. The method used to determine when to demote a process to a lower-priority queue
  5. The method used to determine which queue a process will enter when that process needs service

## 2.7 Multiple Processor Scheduling

- If multiple CPUs are available, the scheduling problem is correspondingly more complex.
- If several identical processors are available, then load-sharing can occur.
- It is possible to provide a separate queue for each processor.
- In this case however, one processor could be idle, with an empty queue, while another processor was very busy.
- To prevent this situation, we use a common ready queue.
- All processes go into one queue and are scheduled onto any available processor.
- In such a scheme, one of two scheduling approaches may be used.

1. **Self Scheduling** - Each processor is self-scheduling. Each processor examines the common ready queue and executes. We must ensure that two processors do not choose the same process, and that processes are not lost from the queue.

2. **Master – Slave Structure** - This avoids the problem by appointing one processor as scheduler for the other processors, forming a master-slave structure.

## 2.8 Real-Time Scheduling

- Real-time computing is divided into two types.
  1. Hard real-time systems
  2. Soft real-time systems

- Hard RTS are required to complete a critical task within a guaranteed amount of time.
- Generally, a process is submitted along with a statement of the amount of time in which it needs to complete o
- □ The scheduler then either admits the process, guaranteeing that the process will complete on time, or impossible. This is known as **resource reservation**.
- Soft real-time computing is less restrictive. It requires that critical processes receive priority over less fortunate
- The system must have priority scheduling, and real-time processes must have the highest priority.
- The priority of real-time processes must not degrade over time, even though the priority of non-real-time processes
- Dispatch latency must be small. The smaller the latency, the faster a real-time process can start executing.
- The high-priority process would be waiting for a lower-priority one to finish. This situation is known as **priority inversion**.

## **2.9 The Critical-Section Problem:**

- There are  $n$  processes that are competing to use some shared data
- Each process has a code segment, called critical section, in which the shared data is accessed.
- Problem – ensure that when one process is executing in its critical section, no other process is allowed to enter its critical section.

### **Requirements to be satisfied for a Solution to the Critical-Section Problem:**

1. **Mutual Exclusion** - If process  $P_i$  is executing in its critical section, then no other processes can be executing in their critical sections.
2. **Progress** - If no process is executing in its critical section and there exist some processes that wish to enter their critical sections, the selection of the processes that will enter the critical section next cannot be postponed indefinitely.
3. **Bounded Waiting** - A bound must exist on the number of times that other processes are allowed to enter their critical sections before a process has made a request to enter its critical section and before that request is granted.

### **General structure of process $P_i$**

```
do {
    entry section
critical section
    exit section
exit section
remainder section
} while (1);
exit section
```

### **Two Process solution to the Critical Section Problem**

#### **Algorithm 1:**

```
do {
    while (turn != i) ;
critical section
    turn = j;
remainder section
} while (1);
```

**CONCLUSION:** Satisfies mutual exclusion, but not progress and bounded waiting

#### **Algorithm 2:**

```
do {
flag[i]=true;
```



```

while (flag[j]) ;
critical section
flag[i]=false;
remainder section
} while (1);

```

**CONCLUSION:** Satisfies mutual exclusion, but not progress and bounded waiting

**Algorithm 3:**

```

do {
    flag[i]=true;
    turn = j;
    while (flag[j]&& turn==j) ;
    critical section
    flag[i]=false;
    remainder section
} while (1);

```

**CONCLUSION:** Meets all three requirements; solves the critical-section problem for two processes.

**Multiple –process solution or n- process solution or Bakery Algorithm :**

- Before entering its critical section, process receives a number. Holder of the smallest number enters the critical section.
- If processes  $P_i$  and  $P_j$  receive the same number, if  $i < j$ , then  $P_i$  is served first; else  $P_j$  is served first.
- $(a,b) < (c,d)$  if  $a < c$  or if  $a = c$  and  $b < d$
- boolean choosing[n];

int number[n];

Data structures are initialized to false and 0 respectively

```

do {
    flag[i]=true;
    turn = j;
    while (flag[j]&& turn==j) ;
    flag[i]=false;
    do {
        choosing[i] = true;
        number[i] = max(number[0], number[1], ..., number [n - 1])+1;
        choosing[i] = false;
        for (j = 0; j < n; j++)
        {
            while (choosing[j]) ;
            while ((number[j] != 0) && (number[j,j] < number[i,i])) ;
            critical section
            number[i] = 0;
            remainder section
        } while (1);
    } while (1);
    1.Mutual Exclusion is satisfied.
    number[i] = 0;
    2.Progress and Bounded waiting are also satisfied as the processes enter the critical section on a FCFS basis.

```

**2.10 Synchronization Hardware:**

- Test and modify the content of a word atomically

```

boolean TestAndSet(boolean &target)
{
boolean rv = target;
target = true;
return rv;
}

```

#### Mutual Exclusion with Swap

- Shared data (initialized to false):
 

```

boolean lock;
boolean waiting[n];

```
- Process  $P_i$ 

```

do {
    key = true;
    while (key == true)
        Swap(lock, key);
    critical section
    lock = false;
    remainder section

```

### 2.11 Semaphores

- Synchronization tool that does not require busy waiting.
- Semaphore  $S$  – integer variable
- can only be accessed via two indivisible (atomic) operations
 

```

wait (S):
    while  $S \leq 0$  do no-op;
     $S--$ ;
signal (S):
     $S++$ ;

```

#### Critical Section of $n$ Processes

- Shared data:

**semaphore mutex;** //initially  $mutex = 1$

- Process  $P_i$ :

```

do {
    wait(mutex);

    critical section

    signal(mutex);

    remainder section
} while (1);

```

## Semaphore Implementation

- Define a semaphore as a record

```
typedef struct {  
    int value;  
    struct process *L;  
} semaphore;
```

- Assume two simple operations:
  - **block** suspends the process that invokes it.
  - **wakeup(P)** resumes the execution of a blocked process **P**.

## Implementation

- Semaphore operations now defined as

*wait(S):*

**S.value--;**

**if (S.value < 0) {**

add this process to **S.L**;

**block;**

**}**

*signal(S):*

**S.value++;**

**if (S.value <= 0) {**

remove a process **P** from **S.L**;

**wakeup(P);**

## Semaphore as a General Synchronization Tool

- Execute *B* in  $P_j$  only after *A* executed in  $P_i$
- Use semaphore *flag* initialized to 0
- Code:

$P_i$        $P_j$

$\vdots$              $\vdots$   
*A*            *wait(flag)*  
*signal(flag)*    *B*

Deadlock & starvation:

Example: Consider a system of two processes , P0 & P1 each accessing two semaphores ,S & Q, set to the

P0	P1
Wait (S)	Wait (Q)
Wait (Q)	Wait (S)

Signal(S)	Signal(Q)
Signal(Q)	Signal(S)

□ Suppose that P0 executes wait(S), then P1 executes wait(Q). When P0 executes wait(Q), it must wait until P1 executes signal(Q). Similarly when P1 executes wait(S), it must wait until P0 executes signal(S). Since these signal operations are not executed, P0 & P1 are deadlocked.

□ Another problem related to deadlock is indefinite blocking or starvation, a situation where a process waits indefinitely for a semaphore. Indefinite blocking may occur if we add or remove processes from the list associated with a semaphore.

### Types of Semaphores

- *Counting* semaphore - any positive integer value
- *Binary* semaphore - integer value can range only between 0 and 1

### Classical Problems of Synchronization

- Bounded-Buffer Problem
- Readers and Writers Problem
- Dining-Philosophers Problem

### Bounded Buffer Problem

Shared data

**semaphore full, empty, mutex;**

```
// initially full = 0, empty = n, mutex = 1
```

### **Structure of Producer Process**

```
do {  
    ...  
    produce an item in nextp  
    ...  
    wait(empty);  
    wait(mutex);  
    ...  
    add nextp to buffer  
    ...  
    signal(mutex);  
    signal(full);  
} while (1);
```

### **Structure of Consumer Process**

```
do {  
    wait(full)  
    wait(mutex);  
    ...  
    remove an item from buffer to nextc  
    ...  
    signal(mutex);  
    signal(empty);  
    ...  
    consume the item in nextc  
    ...  
} while (1);
```

### **Readers-Writers Problem**

Shared data

**semaphore wrt, mutex;**

```
// initially wrt=1, mutex = 1, readcount=0
```

### **Structure of Writer Process**

```
do{  
    wait(wrt);  
    ...  
    writing is performed  
    ...  
        signal(wrt);  
}while(1);
```

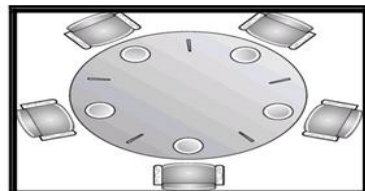
### **Structure of Reader Process**

```

do{
wait(mutex);
readcount++;
if (readcount == 1)
wait(rt);
signal(mutex);
...
reading is performed
...
wait(mutex);
readcount--;
if (readcount == 0)
signal(wrt);
    signal(mutex);
}while(1);

```

### **Dining-Philosophers Problem**



Shared data

```

semaphore chopstick[5];
//          Initially all values are 1

```

#### **Structure of Philosopher i**

```

do {
wait(chopstick[i]);
wait(chopstick[(i+1) % 5]);
...
eat
...
signal(chopstick[i]);
signal(chopstick[(i+1) % 5]);
...
think
...
} while (1);

```

### **Critical Region**

✓ The problems with semaphores are :

• Correct use of semaphore operations:

○ signal (mutex) .... wait (mutex)

▪ Several processes may be executing in their critical sections simultaneously, violating the mutual-exclusion

○ wait (mutex) ... wait (mutex)

▪ A deadlock will occur

○ Omitting of wait (mutex) or signal (mutex) (or both)

▪ Either mutual exclusion is violated or a deadlock will occur

✓ Hence we use high level synchronization construct called as critical region. ✓ A shared variable v of type T is declared as

○ **v: shared T**

✓ Variable v is accessed only inside the statement

○ **region v when B do S**

where B is a Boolean expression.

✓ While statement S is being executed no other process can access variable v.

✓ Regions referring to the same shared variable exclude each other in time.

✓ When a process tries to execute the region statement **region v when B do S**, the Boolean expression B is evaluated. If B is true, statement S is executed. If it is false, the process is delayed until B becomes true and no other process can execute the region associated with v.

## 2.12 Monitors

✓ A high-level abstraction that provides a convenient and effective mechanism for process synchronization

✓ Only one process may be active within the monitor at a time

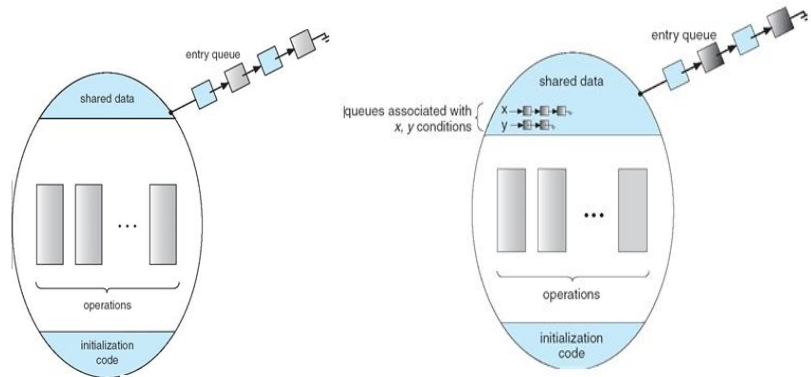
**monitor monitor-name**

```
{  
// shared variable declarations  
procedure body P1 (...) { .... }  
...  
procedure body Pn (...) {.....}  
{  
initialization code  
}
```

}

- ✓ To allow a process to wait within the monitor, a condition variable must be declared as condition x, y;
- ✓ Two operations on a condition variable:
- ✓ x.wait () -a process that invokes the operation is suspended.
- ✓ x.signal () -resumes one of the suspended processes(if any)

### Schematic view of a monitor



### Solution to Dining Philosophers Problem

monitor DP

```
{
enum { THINKING; HUNGRY, EATING) state [5] ; condition self [5];
void pickup (int i) {
state[i] = HUNGRY;
test(i);
if (state[i] != EATING) self [i].wait;
}
void putdown (int i) {
state[i] = THINKING;
// test left and right neighbors
test((i + 4) % 5);
test((i + 1) % 5);
}
void test (int i) {
if ( (state[(i + 4) % 5] != EATING) &&
(state[i] == HUNGRY) &&
(state[(i + 1) % 5] != EATING) ) {
state[i] = EATING ;
self[i].signal () ;
}
}
initialization_code() {
for (int i = 0; i < 5; i++)
```



```

state[i] = THINKING;
}
}

```

## UNIT- III      DEADLOCKS

System Model – Deadlock Characterization – Methods for handling Deadlocks -Deadlock Prevention – Deadlock Detection – Recovery from Deadlocks - Storage Management – Swapping – Contiguous Memory allocation – Paging – Segmentation with Paging.

### 3.1 System Model

#### **Definition:**

A process requests resources. If the resources are not available at that time, the process enters a wait state. Waiting processes do not change state again because the resources they have requested are held by other waiting processes. This situation is called a deadlock. A process must request a resource before using it, and must release resource after using it.

1. **Request:** If the request cannot be granted immediately then the requesting process must wait until it can acquire the resource.
2. **Use:** The process can operate on the resource
3. **Release:** The process releases the resource.

### 3.2 Deadlock Characterization

#### **Four Necessary conditions for a deadlock**

1. **Mutual exclusion:** At least one resource must be held in a non sharable mode. That is only one process at a time can use a resource. If another process requests that resource, the requesting process must be delayed until the resource has been released by the process holding it.
2. **Hold and wait:** A process must be holding at least one resource and waiting to acquire additional resources that are held by other processes.
3. **No preemption:** Resources cannot be preempted.
4. **Circular wait:**  $P_0$  is waiting for a resource that is held by  $P_1$ ,  $P_1$  is waiting for a resource that is held by  $P_2 \dots P_n$ , and  $P_n$  is waiting for a resource that is held by  $P_0$ .

#### **Resource-Allocation Graph**

• It is a Directed Graph with a set of vertices  $V$  and set of edges  $E$ .

•  $V$  is partitioned into two types:

1. nodes  $P = \{p_1, p_2, \dots, p_n\}$

2. Resource type  $R = \{R_1, R_2, \dots, R_m\}$

•  $P_i \rightarrow R_j$  - request  $\Rightarrow$  request edge

•  $R_j \rightarrow P_i$  - allocated  $\Rightarrow$  assignment edge.

•  $P_i$  is denoted as a circle and  $R_j$  as a square.

•  $R_j$  may have more than one instance represented as a dot within the square.

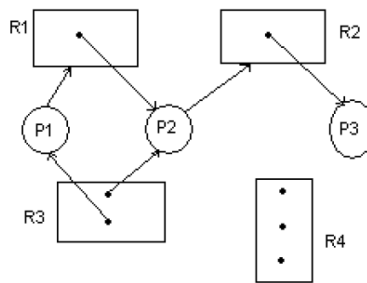
Sets  $P, R$  and  $E$ .

$P = \{P_1, P_2, P_3\}$

$R = \{R_1, R_2, R_3, R_4\}$

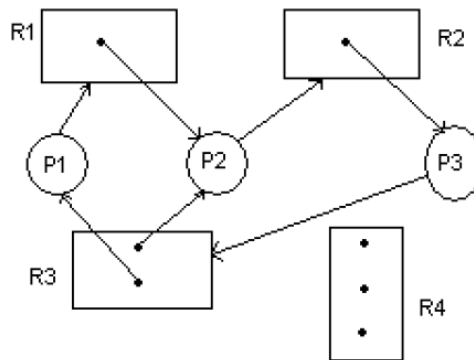
$E = \{P_1 \rightarrow R_1, P_2 \rightarrow R_3, R_1 \rightarrow P_2, R_2 \rightarrow P_1, R_3 \rightarrow P_3\}$  • Resource instances

One instance of resource type R1, Two instance of resource type R2, One instance of resource type R3, Three instances of resource type R4.



### Process states

Process P1 is holding an instance of resource type R2, and is waiting for an instance of resource type R1. **Resource P1 is in a deadlock**



Process P2 is holding an instance of R1 and R2 and is waiting for an instance of resource type R3. Process P3 is holding an instance of R2 and is waiting for an instance of resource type R1.

P1 → R1 → P2 → R3 → P3 → R2 → P1

P2 → R3 → P3 → R2 → P2

### 3.3 Methods for handling Deadlocks

1. Deadlock Prevention
2. Deadlock Avoidance
3. Deadlock Detection and Recovery

#### 3.4 Deadlock Prevention:

- This ensures that the system never enters the deadlock state.
- Deadlock prevention is a set of methods for ensuring that at least one of the necessary conditions cannot hold.
- By ensuring that at least one of these conditions cannot hold, we can prevent the occurrence of a deadlock.

##### **1. Denying Mutual exclusion**

- Mutual exclusion condition must hold for non-sharable resources.
- Printer cannot be shared simultaneously by prevent processes.
- sharable resource - example Read-only file
- If several processes attempt to open a read-only file at the same time, they can be granted simultaneous access to it.
- A process never needs to wait for a sharable resource.

##### **2. Denying Hold and wait**

- Whenever a process requests a resource, it does not hold any other resource.

- One technique that can be used requires each process to request and be allocated all its resources before it begins execution.
- Another technique is before it can request any additional resources, it must release all the resources that it is currently holding.
- These techniques have two main **disadvantages** :
  - First, resource utilization may be low, since many of the resources may be allocated but unused for a long time.
  - We must request all resources at the beginning for both protocols. starvation is possible.

### 3. Denying No preemption

- If a Process is holding some resources and requests another resource that cannot be immediately allocated to it. (that is the process must wait), then all resources currently being held are preempted. (**ALLOW PREEMPTION**)
- These resources are implicitly released.
- The process will be restarted only when it can regain its old resources.

### 4. Denying Circular wait

- Impose a total ordering of all resource types and allow each process to request for resources in an increasing order of their enumeration.
- Let  $R = \{R_1, R_2, \dots, R_m\}$  be the set of resource types.
- Assign to each resource type a unique integer number.
- If the set of resource types  $R$  includes tapedrives, disk drives and printers.

$F(\text{tapedrive})=1,$

$F(\text{diskdrive})=5,$

$F(\text{Printer})=12.$

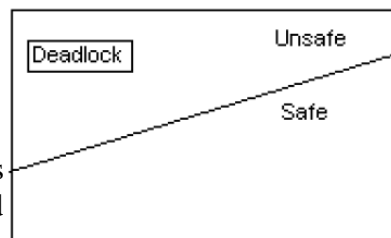
- Each process can request resources only in an increasing order of enumeration.

### 3.5 Deadlock Avoidance:

- Deadlock avoidance request that the OS be given in advance additional information concerning which resources a process will request and use during its life time. With this information it can be decided for each request whether or not the process should be granted the request.
- To decide whether the current request can be satisfied or must be delayed, a system must consider the resources currently allocated to each process and future requests and releases of each process.

#### • Safe State

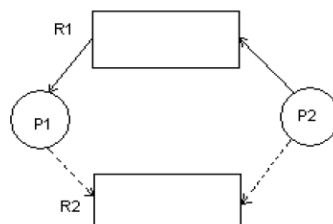
A state is safe if the system can allocate resources to each process in some order and still avoid a dead lock.



- A deadlock is an unsafe state.
- Not all unsafe states are deadlocks.
- An unsafe state may lead to a deadlock.
- Two algorithms are used for deadlock avoidance namely;
  1. Resource Allocation Graph Algorithm - single instance of a resource type.
  2. Banker's Algorithm - several instances of a resource type.

### Resource allocation graph algorithm

- **Claim edge** - Claim edge  $P_i \dashrightarrow R_j$  indicates that process  $P_i$  may request resource  $R_j$  at some time, represented by a dashed arrow.
- When process  $P_i$  request resource  $R_j$ , the claim edge  $P_i \dashrightarrow R_j$  is converted to a request edge.
- Similarly, when a resource  $R_j$  is released by  $P_i$  the assignment edge  $R_j \rightarrow P_i$  is reconverted to a claim edge  $P_i \dashrightarrow R_j$ .
- The request can be granted only if converting the request edge  $P_i \rightarrow R_j$  to an assignment edge  $R_j \rightarrow P_i$  does not for



- If no cycle exists, then the allocation of the resource will leave the system in a safe state.
- If a cycle is found, then the allocation will put the system in an unsafe state.

### Banker's algorithm

- **Available:** indicates the number of available resources of each type.
- **Max:**  $\text{Max}[i, j] = k$  then process  $P_i$  may request at most  $k$  instances of resource type  $R_j$
- **Allocation :**  $\text{Allocation}[i, j] = k$ , then process  $P_i$  is currently allocated  $k$  instances of resource type  $R_j$
- **Need :** if  $\text{Need}[i, j] = k$  then process  $P_i$  may need  $k$  more instances of resource type  $R_j$   
 $\text{Need}[i, j] = \text{Max}[i, j] - \text{Allocation}[i, j]$

### Safety algorithm

1. Initialize  $\text{work} := \text{available}$  and  $\text{Finish}[i] := \text{false}$  for  $i = 1, 2, 3 \dots n$
2. Find an  $i$  such that both
  - a.  $\text{Finish}[i] = \text{false}$
  - b.  $\text{Need}_i \leq \text{Work}$
 if no such  $i$  exists, goto step 4
3.  $\text{work} := \text{work} + \text{allocation}_i$ ;  
 $\text{Finish}[i] := \text{true}$   
 goto step 2
4. If  $\text{finish}[i] = \text{true}$  for all  $i$ , then the system is in a safe state

### Resource Request Algorithm

Let  $\text{Request}_i$  be the request from process  $P_i$  for resources.

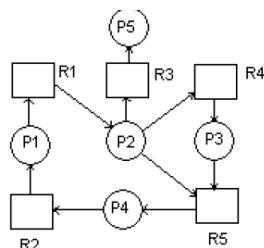
1. If  $\text{Request}_i \leq \text{Need}_i$  goto step 2, otherwise raise an error condition, since the process has exceeded its maximum request.
2. If  $\text{Request}_i \leq \text{Available}$ , goto step 3, otherwise  $P_i$  must wait, since the resources are not available.
3.  $\text{Available} := \text{Available} - \text{Request}_i$ ;  
 $\text{Allocation}_i := \text{Allocation}_i + \text{Request}_i$ ;  
 $\text{Need}_i := \text{Need}_i - \text{Request}_i$ ;  
 • Now apply the safety algorithm to check whether this new state is safe or not. • If it is safe then the request from

### 3.6 Deadlock detection

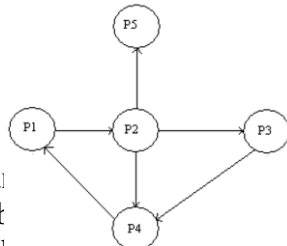
#### (i) Single instance of each resource type

- If all resources have only a single instance, then we can define a deadlock detection algorithm that use a variant of resource-allocation graph called a wait for graph.

#### Resource Allocation Graph



## Wait for Graph



### (ii) Several Instances

**Available :** Number of resources of each type

**Allocation :** number of resources of each type currently allocated to each process **Request :** Current request of each process

If Request  $[i,j]=k$ , then process  $P_i$  is requesting  $K$  more instances of resource type  $R_j$ .

1. Initialize work := available

Finish[i]=false, otherwise finish [i]:=true

2. Find an index  $i$  such that both

a. Finish[i]=false

b. Request $_i \leq$  work

if no such  $i$  exists go to step4.

3. Work:=work+allocation $_i$

Finish[i]:=true

goto step2

4. If finish[i]=false

then process  $P_i$  is deadlocked

## 3.7 Deadlock Recovery

### 1. Process Termination

1. Abort all deadlocked processes.

2. Abort one deadlocked process at a time until the deadlock cycle is eliminated.

After each process is aborted, a deadlock detection algorithm must be invoked to determine where a new cycle has formed.

### 2. Resource Preemption

Preemptive some resources from process and give these resources to other processes until the deadlock cycle is eliminated.

i. **Selecting a victim:** which resources and which process are to be preempted.

ii. **Rollback:** if we preempt a resource from a process it cannot continue with its normal execution. If a process has requested a resource, we must rollback the process to some safe state, and restart it from that state.

iii. **Starvation :** How can we guarantee that resources will not always be preempted from the same process?

## 3.8 Storage Management: Background

- In general, to run a program, it must be brought into memory.

- **Input queue** - collection of processes on the disk that are waiting to be brought into memory to run the program.

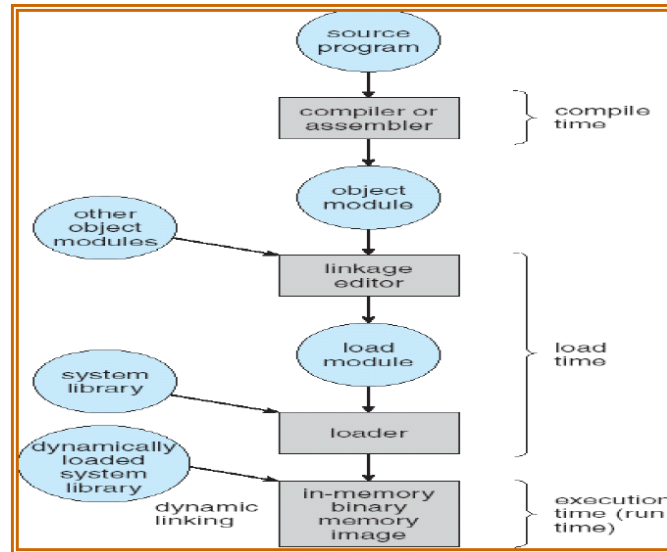
- User programs go through several steps before being run

- **Address binding:** Mapping of instructions and data from one address to another address in memory.

**Three different stages of binding:**

1. **Compile time:** Must generate absolute code if memory location is known in prior.
2. **Load time:** Must generate relocatable code if memory location is not known at compile time
3. **Execution time:** Need hardware support for address maps (e.g., base and limit registers).

### Multistep Processing of a User Program



### Logical vs. Physical Address Space

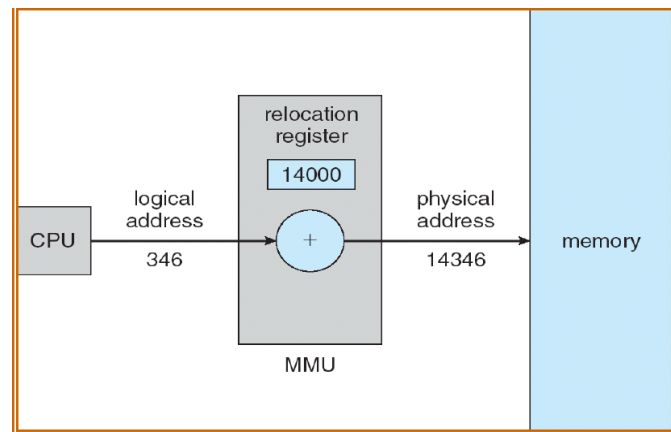
- **Logical address** - generated by the CPU; also referred to as “**virtual address**”
- **Physical address** - address seen by the memory unit.
- Logical and physical addresses are the **same** in —compile-time and load-time address-binding schemes
- Logical (virtual) and physical addresses **differ** in —execution-time address-binding scheme

### Memory-Management Unit (MMU)

- It is a hardware device that maps virtual / Logical address to physical address
- In this scheme, the relocation register’s value is added to Logical address generated by a user process.
- The user program deals with *logical* addresses; it never sees the *real* physical addresses
- Logical address range: 0 to max
- Physical address range:  $R+0$  to  $R+max$ , where  $R$ —value in relocation register

**Note:** relocation register is a base register.

### Dynamic relocation using relocation register



### Dynamic Loading

- Through this, the routine is not loaded until it is called.
  - Better memory-space utilization; unused routine is never loaded
  - Useful when large amounts of code are needed to handle infrequently occurring cases
  - No special support from the operating system is required implemented through program design

### Dynamic Linking

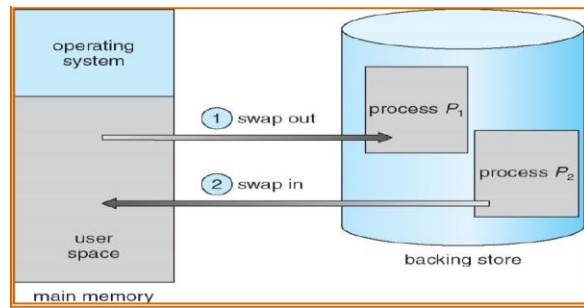
- Linking postponed until execution time & is particularly useful for libraries • Small piece of code called stub, used to locate the appropriate memory-resident library routine or function.
- Stub replaces itself with the address of the routine, and executes the routine
- Operating system needed to check if routine is in processes' memory address
- **Shared libraries:** Programs linked before the new library was installed will continue using the older library

### Overlays:

- Enable a process larger than the amount of memory allocated to it.
- At a given time, the needed instructions & data are to be kept within a memory.

### 3.9 Swapping

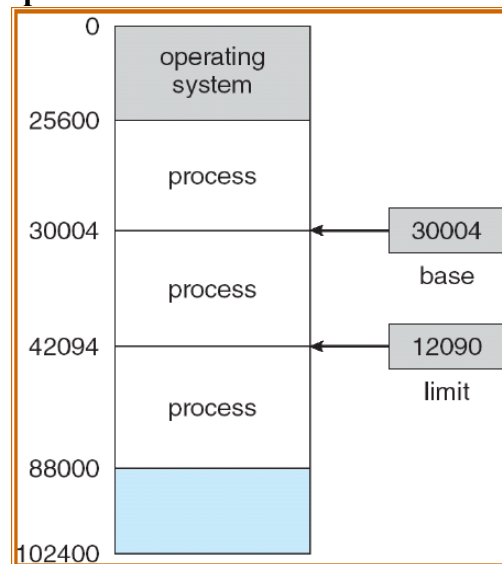
- A process can be swapped temporarily out of memory to a backing store (SWAP OUT) and then brought back into memory for execution (SWAP IN).
- **Backing store** - fast disk large enough to accommodate copies of all memory images for all users & it is used to store these memory images
- **Roll out, roll in** - swapping variant used for priority-based scheduling algorithms; lower-priority process is swapped out, higher-priority process can be loaded and executed
- **Transfer time :**
  - ✓ Major part of swap time is transfer time
  - ✓ Total transfer time is directly proportional to the amount of memory swapped.
  - ✓ **Example:** Let us assume the user process is of size 1MB & the backing store is a standard hard disk with a transfer rate of 1000KB/5000KB per second = 1/5 sec = 200ms



**(i) Memory Protection:**

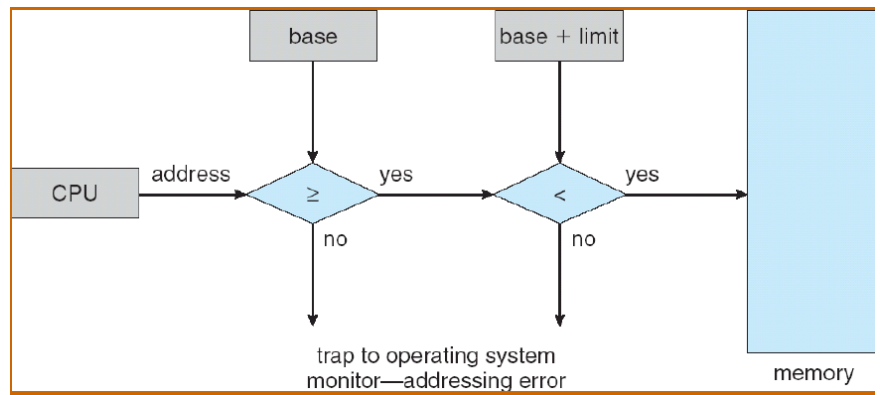
- It should consider;
  - a) Protecting the OS from user process.
  - b) Protecting user processes from one another.
- The above protection is done by “**Relocation-register & Limit-register scheme**—
- Relocation register contains value of smallest physical address i.e base value.
- Limit register contains range of logical addresses - each logical address must be less than the limit register

**A base and a limit register define a logical address space**



**HW address protection with base and limit registers**





### 3.10 Contiguous Memory Allocation

• Each process is contained in a single contiguous section of memory.

• There are two methods namely :

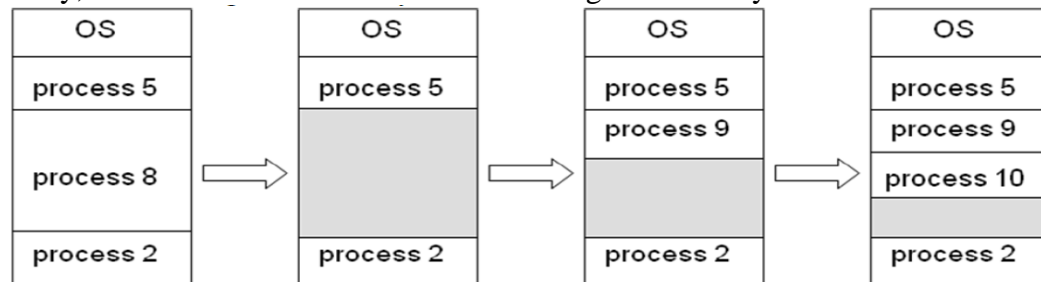
- Fixed - Partition Method
- Variable - Partition Method

• **Fixed - Partition Method :**

- Divide memory into fixed size partitions, where each partition has exactly one process.
- The drawback is memory space unused within a partition is wasted. (eg. when process size < partition size)

• **Variable-partition method:**

- Divide memory into variable size partitions, depending upon the size of the incoming process.
- When a process terminates, the partition becomes available for another process.
- As processes complete and leave they create holes in the main memory.
- **Hole** - block of available memory; holes of various size are scattered throughout memory.



**Solution:**

- **First-fit:** Allocate the *first* hole that is big enough.
- **Best-fit:** Allocate the *smallest* hole that is big enough; must search entire list, unless ordered by size. Produces the smallest leftover hole.
- **Worst-fit:** Allocate the *largest* hole; must also search entire list. Produces the largest leftover hole.

**NOTE:** First-fit and best-fit are better than worst-fit in terms of speed and storage utilization

### •Fragmentation:

○ **External Fragmentation** - This takes place when enough total memory space exists to satisfy a request, storage is fragmented into a large number of small holes scattered throughout the main memory.

○ **Internal Fragmentation** - Allocated memory may be slightly larger than requested memory.

**Example:** hole = 184 bytes Process size = 182 bytes.

We are left with a hole of 2 bytes.

### ○Solutions:

1. **Coalescing** : Merge the adjacent holes together.

2. **Compaction**: Move all processes towards one end of memory, hole towards other end of memory, produce memory. This scheme is expensive as it can be done if relocation is dynamic and done at execution time.

3. Permit the logical address space of a process to be **non-contiguous**. This is achieved through two memory **paging** and **segmentation**.

## 3.11 Paging

- It is a memory management scheme that permits the physical address space of a process to be noncontiguous.
- It avoids the considerable problem of fitting the varying size memory chunks on to the backing store.

### (i) Basic Method:

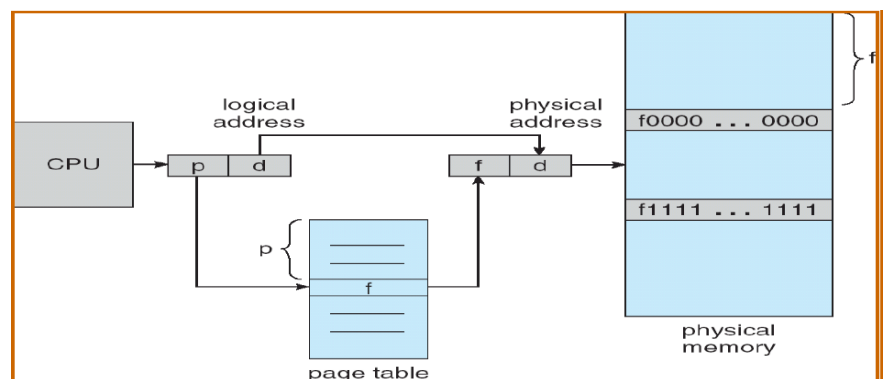
- Divide logical memory into blocks of same size called “**pages**”.
- Divide physical memory into fixed-sized blocks called “**frames**”
- Page size is a power of 2, between 512 bytes and 16MB.

### Address Translation Scheme

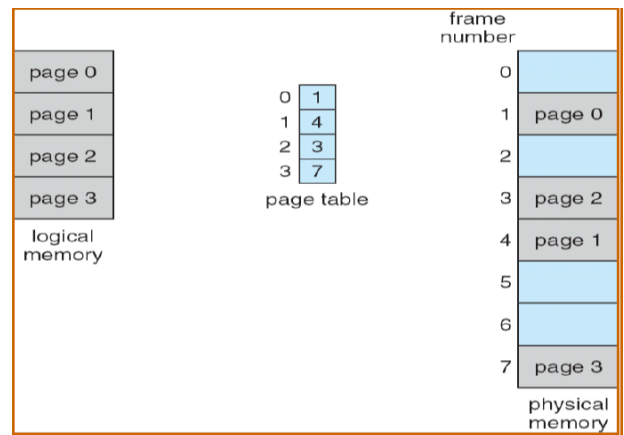
○ Address generated by CPU(logical address) is divided into:

- ✓ **Page number ( $p$ )** - used as an index into a page table which contains base address of each page in physical memory
- ✓ **Page offset ( $d$ )** - combined with base address to define the physical address i.e., Physical address = base address + page offset

### Paging Hardware



### Paging model of logical and physical memory



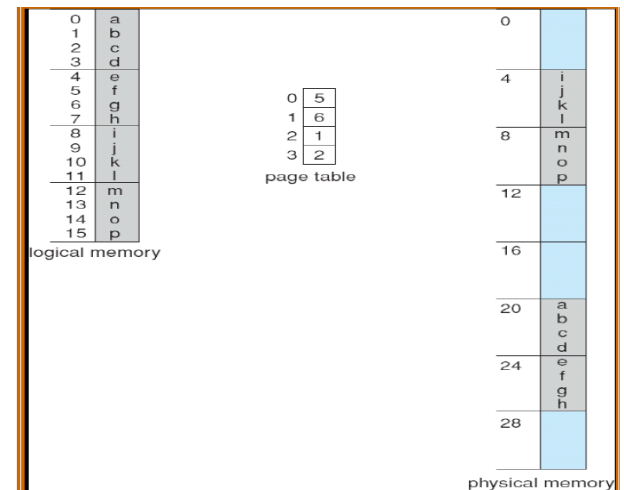
### Paging example for a 32-byte memory with 4-byte pages

Page size = 4 bytes

Physical memory size = 32 bytes i.e ( 4 X 8 = 32 so, 8 pages)

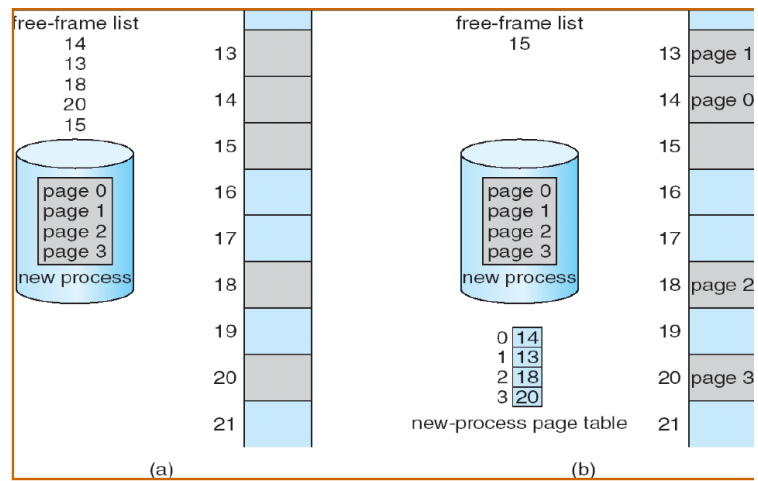
Logical address '0' maps to physical address 20 i.e ( (5 X 4) +0)

Where Frame no = 5, Page size = 4, Offset= 0



### Allocation

- When a process arrives into the system, its size (expressed in pages) is examined.
  - Each page of process needs one frame. Thus if the process requires n pages, at least n frames must be available.
  - If n frames are available, they are allocated to this arriving process.
  - The 1<sup>st</sup> page of the process is loaded into one of the allocated frames & the frame number is put into the page table.
- Repeat the above step for the next pages & so on.



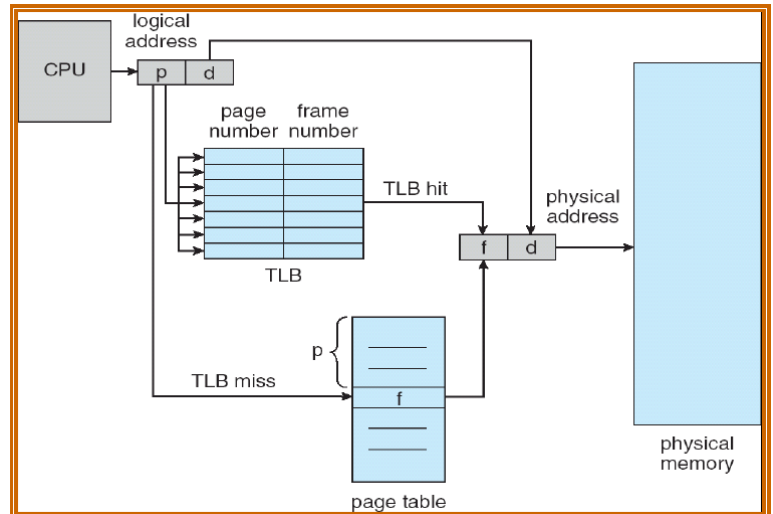
(a) Before Allocation (b) After Allocation

**Frame table:** It is used to determine which frames are allocated, which frames are available, how many total frames there are, and contains all the information about the frames in the physical memory.

## (ii) Hardware implementation of Page Table

- This can be done in several ways :
  1. Using PTBR
  2. TLB
- The simplest case is **Page-table base register (PTBR)**, is an index to point the page table.
- **TLB (Translation Look-aside Buffer)**
  - It is a fast lookup hardware cache.
  - It contains the recently or frequently used page table entries
  - It has two parts: Key (tag) & Value.
  - More expensive.

### Paging Hardware with TLB



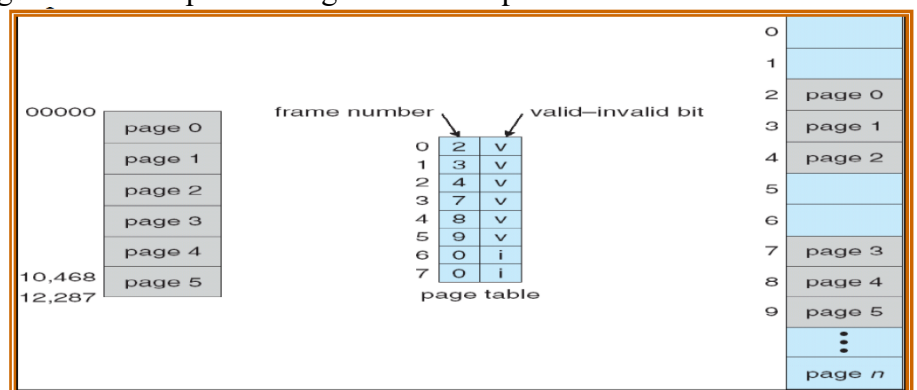
- When a logical address is generated by CPU, its page number is presented to TLB.
- **TLB hit:** If the page number is found, its frame number is immediately available & is used to access memory
- **TLB miss:** If the page number is not in the TLB, a memory reference to the page table must be made.
- **Hit ratio:** Percentage of times that a particular page is found in the TLB.
  - For example hit ratio is 80% means that the desired page number in the TLB is 80% of the time.
- **Effective Access Time:**
  - Assume hit ratio is 80%.
  - If it takes 20ns to search TLB & 100ns to access memory, then the memory access takes 120ns (TLB hit)
  - If we fail to find page no. in TLB (20ns), then we must 1<sup>st</sup> access memory for page table (100ns) & then access the page (100ns).

Therefore Total = 20 + 100 + 100 = 220 ns (TLB miss).

Then Effective Access Time (EAT) =  $0.80 \times (120 + 0.20 \times 220) = 140$  ns.

### (iii) Memory Protection

- Memory protection implemented by associating protection bit with each frame
- **Valid-invalid** bit attached to each entry in the page table:
  - ✓ **“valid (v)”** indicates that the associated page is in the process' logical address space, and is thus a legal page
  - ✓ **“invalid (i)”** indicates that the page is not in the process' logical address space



### (iv) Structures of the Page Table

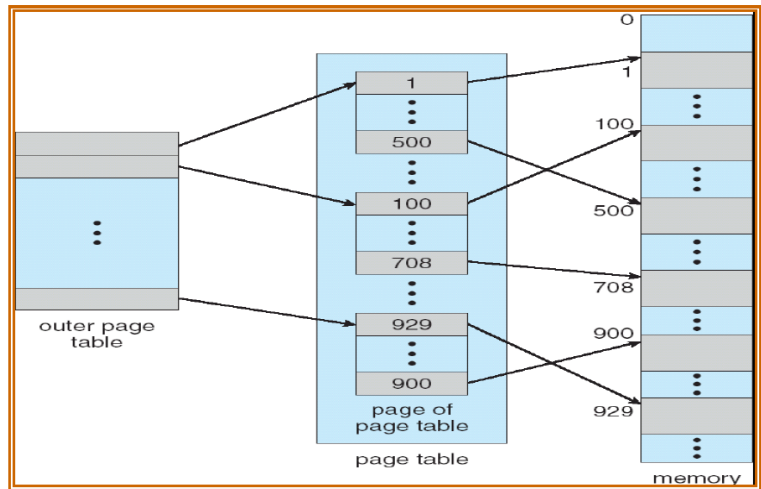
- a) Hierarchical Paging
- b) Hashed Page Tables
- c) Inverted Page Tables

#### a) Hierarchical Paging

- Break up the Page table into smaller pieces. Because if the page table is too large then it is quit difficult to search

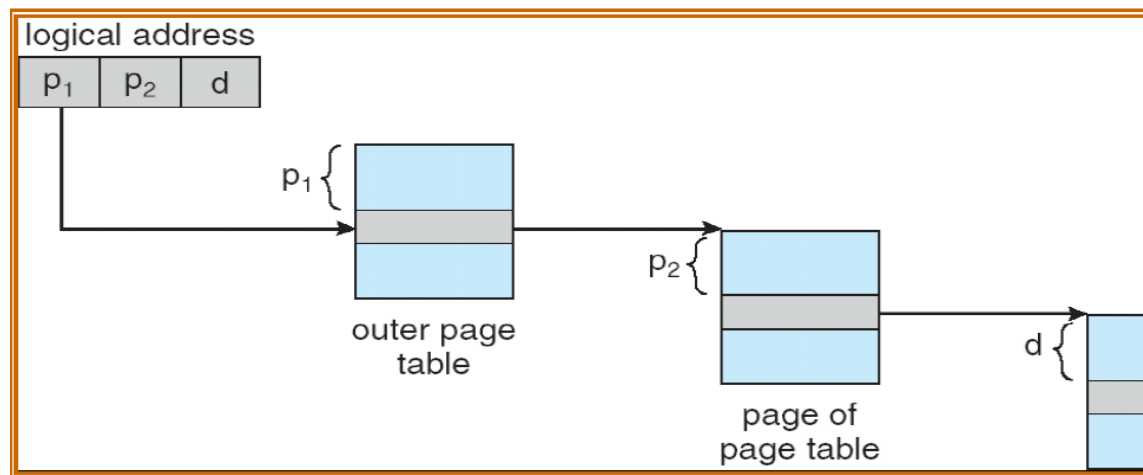
**Example: “Two-Level Paging”**

page number		page offset
$p_1$	$p_2$	$d$
10	10	12



### Address-Translation Scheme

Address-translation scheme for a two-level 32-bit paging architecture



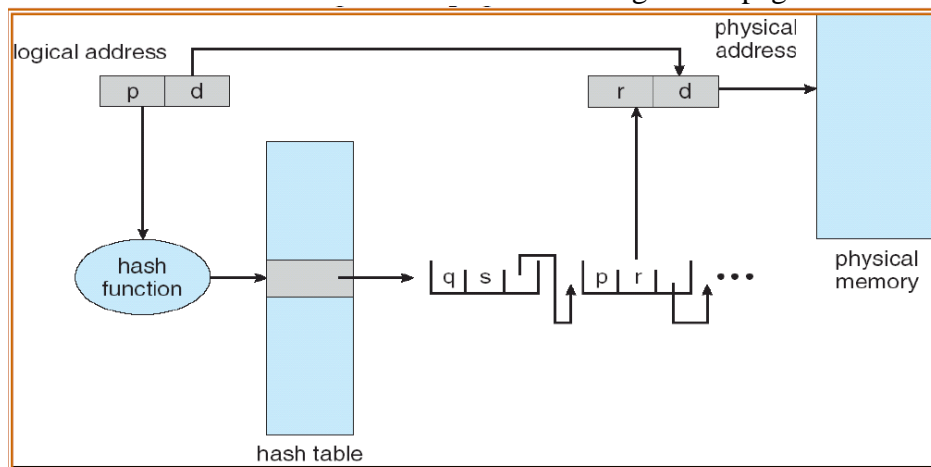
It requires more number of memory accesses, when the number of levels is increased.

### (b) Hashed Page Tables

- Each entry in hash table contains a linked list of elements that hash to the same location.
- Each entry consists of;
  - (a) Virtual page numbers
  - (b) Value of mapped page frame.

(c) Pointer to the next element in the linked list. ○ Working Procedure:

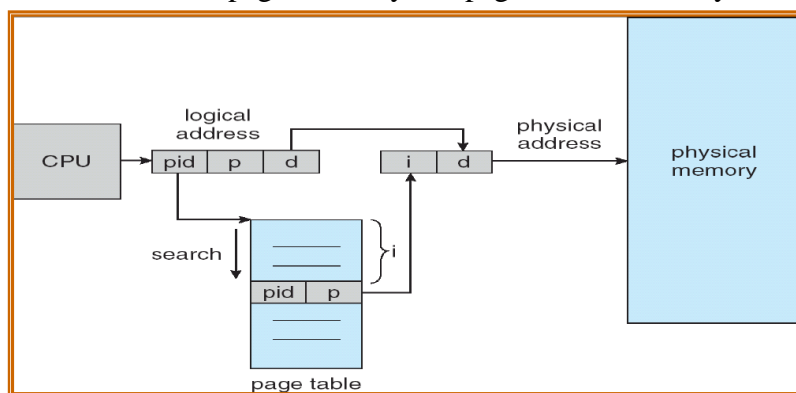
- The virtual page number in the virtual address is hashed into the hash table.
- Virtual page number is compared to field (a) in the 1<sup>st</sup> element in the linked list.
- If there is a match, the corresponding page frame (field (b)) is used to form the desired physical address.
- If there is no match, subsequent entries in the linked list are searched for a matching virtual page number.



**Clustered page table:** It is a variation of hashed page table & is similar to hashed page table except that each entry contains several pages rather than a single page.

### (c) Inverted Page Table

- It has one entry for each real page (frame) of memory & each entry consists of the virtual address of the page stored in that real memory location, with information about the process that owns that page. So, only one page table is in the system.



- When a memory reference occurs, part of the virtual address, consisting of <Process-id, Page-no> is presented
- Then the inverted page table is searched for match:
  - (i) If a match is found, then the physical address is generated.
  - (ii) If no match is found, then an illegal address access has been attempted.

- **Merit:** Reduce the amount of memory needed.
- **Demerit:** Improve the amount of time needed to search the table when a page reference occurs.

### (v) Shared Pages

- One advantage of paging is the possibility of sharing common code. ○ **Shared code**
- ✓ One copy of read-only (reentrant) code shared among processes (i.e., text editors, compilers, window systems).
- ✓ Shared code must appear in same location in the logical address space of all processes
- **Reentrant code (Pure code):** Non-self modifying code. If the code is reentrant, then it never changes during execution. Multiple processes can execute the same code at the same time.
- **Private code and data**
- ✓ Each process keeps a separate copy of the code and data
- ✓ The pages for the private code and data can appear anywhere in the logical address space

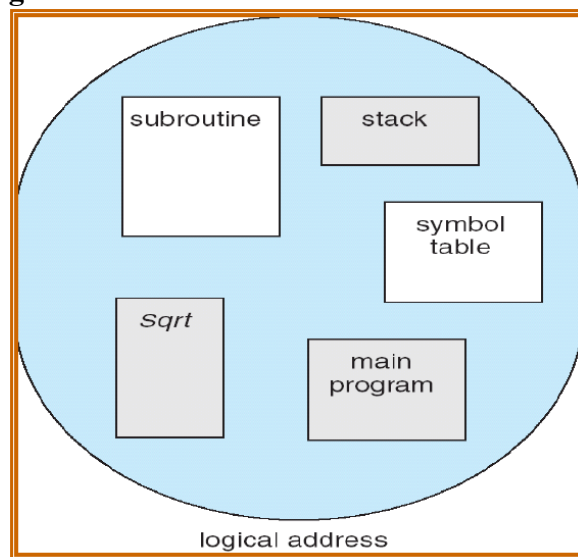
### Drawback of Paging - Internal fragmentation

- In the worst case a process would need  $n$  pages plus one byte. It would be allocated  $n+1$  frames resulting in almost an entire frame.

### 3.12 Segmentation

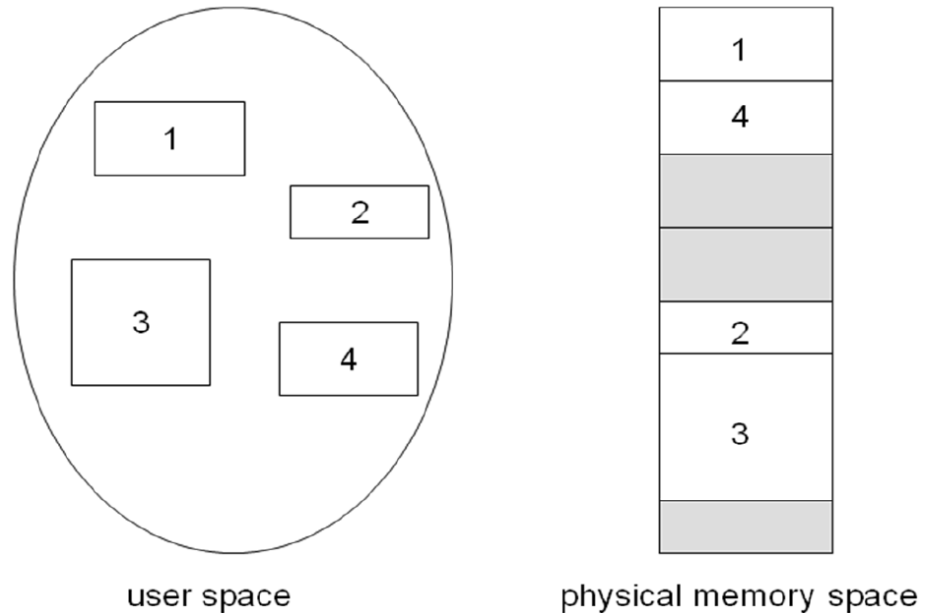
- Memory-management scheme that supports user view of memory
- A program is a collection of segments. A segment is a logical unit such as: Main program, Procedure, Function, variables, global variables, Common block, Stack, Symbol table, arrays

#### User's View of a Program





## Logical View of Segmentation



## Segmentation Hardware

- Logical address consists of a two tuple :  
**<Segment-number, offset>**
- **Segment table** - maps two-dimensional physical addresses; each table entry has:
  - ✓ **Base** - contains the starting physical address where the segments reside in memory
  - ✓ **Limit** - specifies the length of the segment
- **Segment-table base register (STBR)** points to the segment table's location in memory
- **Segment-table length register (STLR)** indicates number of segments used by a program; Segment number  $\_s$  is legal, if  $s < \text{STLR}$
- **Relocation.**
  - ✓ dynamic
  - ✓ by segment table
- **Sharing.**
  - ✓ shared segments
  - ✓ same segment number
- **Allocation.**
  - ✓ first fit/best fit
  - ✓ external fragmentation
- **Protection:** With each entry in segment table associate:
  - ✓ validation bit = 0  $\square$  illegal segment

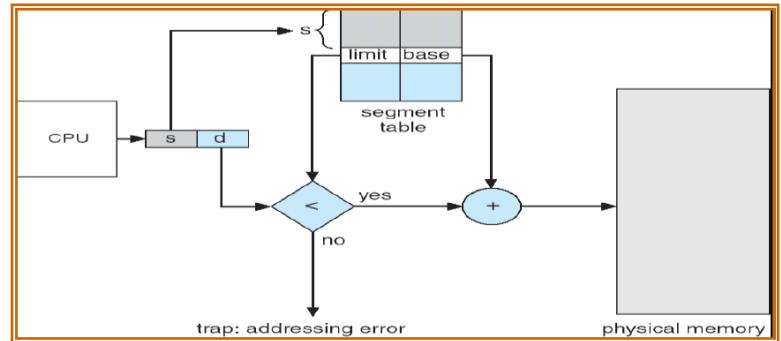
✓ read/write/execute privileges

○ Protection bits associated with segments; code sharing occurs at segment level

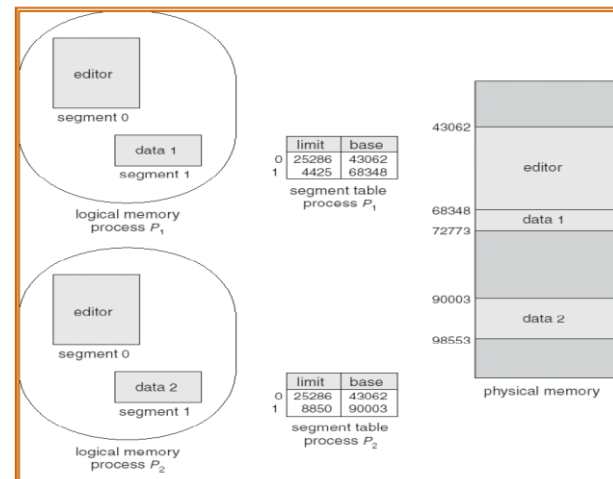
○ Since segments vary in length, memory allocation is a dynamic storage allocation problem

○ A segmentation example is shown in the following diagram

**Address Translation scheme**



**Sharing of Segments**



○ Another advantage of segmentation involves the sharing of code or data.

○ Each process has a segment table associated with it, which the dispatcher uses to define the hardware segment given the CPU.

○ Segments are shared when entries in the segment tables of two different processes point to the same physical memory address.

### **3.13 Segmentation with paging**

○ The IBM OS/ 2.32 bit version is an operating system running on top of the Intel 386 architecture. The OS uses paging for memory management. The maximum number of segments per process is 16 KB, and each segment is 1 KB in size.

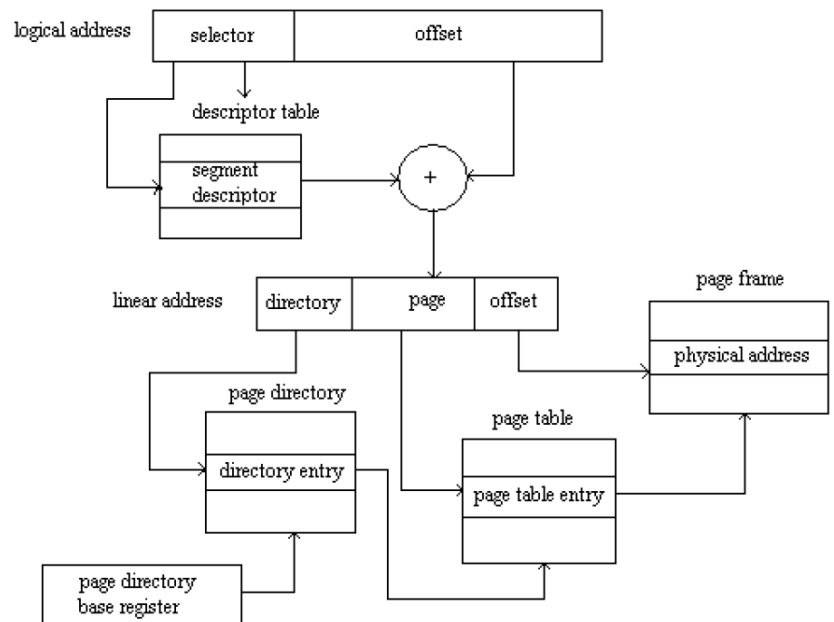
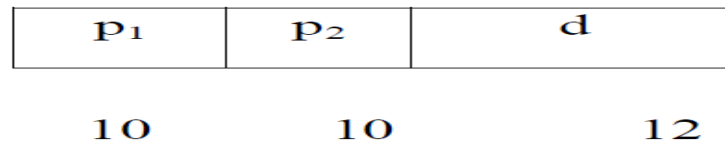
○ The local-address space of a process is divided into two partitions.

▪ The first partition consists of up to 8 KB segments that are private to that process.

s	g	p
13	1	2

Where  $s$  designates the segment number,  $g$  indicates whether the segment is in the GDT or LDT. The offset is a 32-bit number specifying the location of the byte within the segment in question.

- The base and limit information about the segment in question are used to generate a linear-address.
- First, the limit is used to check for address validity. If the address is not valid, a memory fault is generated, resulting in a system error. If it is valid, then the value of the offset is added to the value of the base, resulting in a 32-bit linear address.
- The linear address is divided into a page number consisting of 20 bits, and a page offset consisting of 12 bits. In the 32-bit linear address table, the page number is further divided into a 10-bit page directory pointer and a 10-bit page table pointer.
- The second partition consists of up to 8KB segments that are shared among all the processes.
- Information about the first partition is kept in the **local descriptor table (LDT)**, information about the second partition is kept in the **global descriptor table (GDT)**.
- Each entry in the LDT and GDT consist of 8 bytes, with detailed information about a particular segment including its base, limit, and length of the segment. The logical address is a pair (selector, offset) where the selector is a 16-bit number:



- To improve the efficiency of physical memory use. Intel 386 page tables can be swapped to disk. In this case, the page directory entry to indicate whether the table to which the entry is pointing is in memory or on disk.
- If the table is on disk, the operating system can use the other 31 bits to specify the disk location of the table; the table is then loaded into memory on demand.

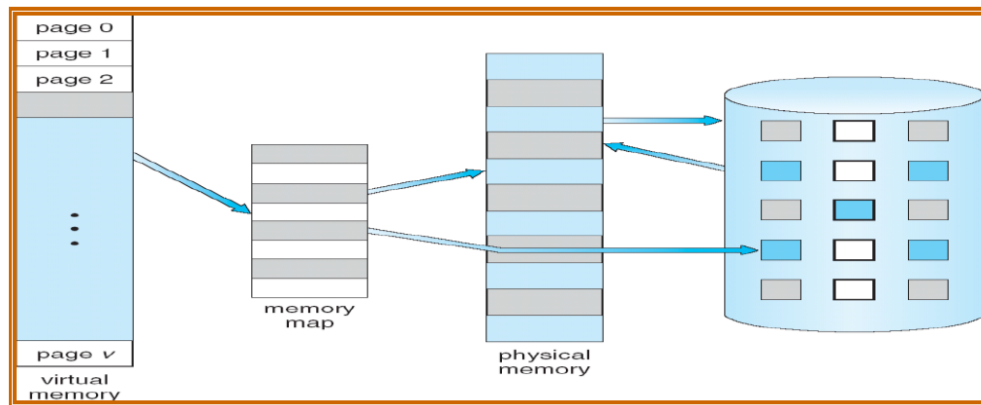
## UNIT- IV VIRTUAL MEMORY

Virtual Memory – Demand Paging – Process creation – Page Replacement – Allocation of frames – Thrashing  
Methods – Directory Structure – File System Mounting – File Sharing – Protection

### 4.1 Virtual Memory

- It is a technique that allows the execution of processes that may not be completely in main memory.
- **Advantages:**
  - ✓ Allows the program that can be larger than the physical memory. ✓ Separation of user logical memory from physical memory.
  - ✓ Allows processes to easily share files & address space.
  - ✓ Allows for more efficient process creation.
- Virtual memory can be implemented using
  - ✓ Demand paging
  - ✓ Demand segmentation

### **Virtual Memory That is Larger than Physical Memory**

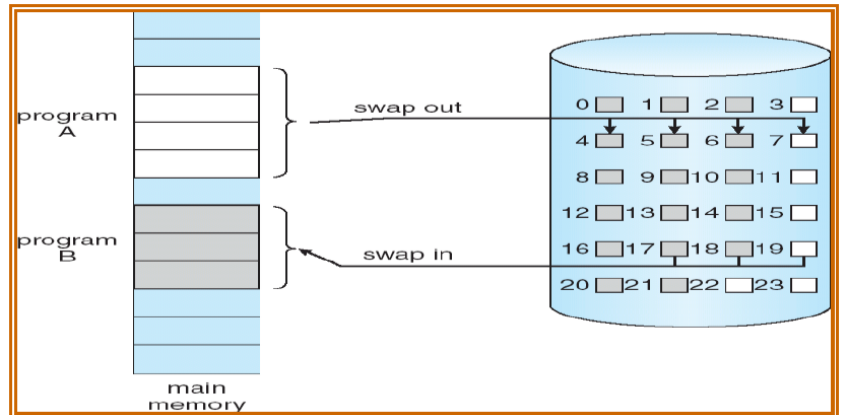


### 4.2 Demand Paging

- It is similar to a paging system with swapping.
- Demand Paging - Bring a page into memory only when it is needed
- To execute a process, swap that entire process into memory. Rather than swapping the entire process into memory, swap only the pages that are needed.
- **Lazy Swapper** - Never swaps a page into memory unless that page will be needed.
- **Advantages**
  - ✓ Less I/O needed
  - ✓ Less memory needed

- ✓ Faster response
- ✓ More users

### Transfer of a paged memory to contiguous disk space



### Basic Concepts:

- Instead of swapping in the whole processes, the pager brings only those necessary pages into memory. This leads to:
  1. It avoids reading into memory pages that will not be used anyway.
  2. Reduce the swap time.
  3. Reduce the amount of physical memory needed.
- To differentiate between those pages that are in memory & those that are on the disk we use the **Valid-Invalid** bit.

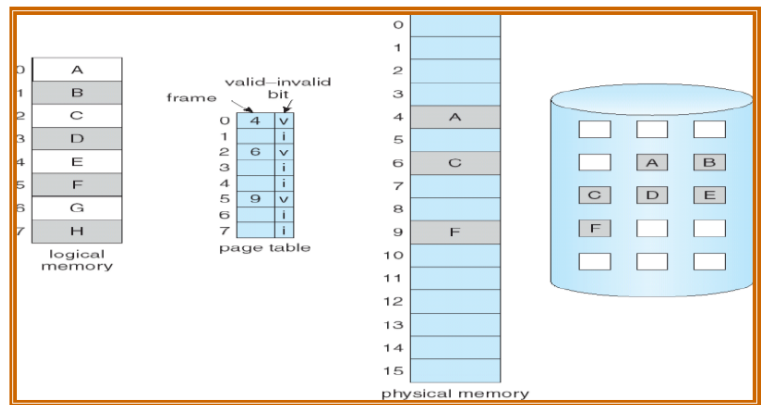
### Valid-Invalid bit

- A valid - invalid bit is associated with each page table entry.
- Valid → associated page is in memory.
- In-Valid →

✓ invalid page

✓ valid page but is currently on the disk

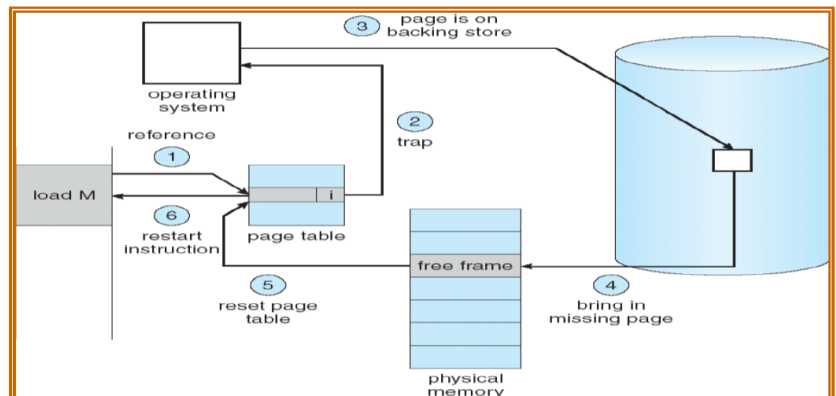
### Page table when some pages are not in main memory



## Page Fault

Access to a page marked invalid causes a page fault trap.

## Steps in Handling a Page Fault



1. Determine whether the reference is a valid or invalid memory access
2. a) If the reference is invalid then terminate the process.  
b) If the reference is valid then the page has not been yet brought into main memory.
3. Find a free frame.
4. Read the desired page into the newly allocated frame.
5. Reset the page table to indicate that the page is now in memory.
6. Restart the instruction that was interrupted .

## Pure demand paging

- Never bring a page into memory until it is required.
- We could start a process with no pages in memory.
- When the OS sets the instruction pointer to the 1<sup>st</sup> instruction of the process, which is on the non-memory resident page, it immediately faults for the page.
- After this page is brought into the memory, the process continues to execute, faulting as necessary until every page is in memory.

## Performance of demand paging

○ Let  $p$  be the probability of a page fault  $0 \leq p \leq 1$  ○ Effective Access Time (EAT)

$EAT = (1 - p) \times m_a + p \times \text{page fault time}$ . Where  $m_a \rightarrow$  memory access,  $p \rightarrow$  Probability of page fault ( $0 \leq p \leq 1$ )

○ The memory access time denoted  $m_a$  is in the range 10 to 200 ns.

○ If there are no page faults then  $EAT = m_a$ .

○ To compute effective access time, we must know how much time is needed to service a page fault.

○ A page fault causes the following sequence to occur:

1. Trap to the OS
2. Save the user registers and process state.
3. Determine that the interrupt was a page fault.
4. Check whether the reference was legal and find the location of page on disk.
5. Read the page from disk to free frame.
  - a. Wait in a queue until read request is serviced.
  - b. Wait for seek time and latency time.
  - c. Transfer the page from disk to free frame.
6. While waiting, allocate CPU to some other user.
7. Interrupt from disk.
8. Save registers and process state for other users.
9. Determine that the interrupt was from disk.
7. Reset the page table to indicate that the page is now in memory.
8. Wait for CPU to be allocated to this process again.
9. Restart the instruction that was interrupted.

## 4.3 Process Creation

○ Virtual memory enhances the performance of creating and running processes: - Copy-on-Write

- Memory-Mapped Files

### a) Copy-on-Write

○ **fork()** creates a child process as a duplicate of the parent process & it works by creating copy of the parent duplicating the pages belonging to the parent.

○ **Copy-on-Write (COW)** allows both parent and child processes to initially *share* the same pages in memory marked as Copy-on-Write pages, meaning that if either process modifies a shared page, a copy of the shared page

○ **vfork():**

▪ With this the parent process is suspended & the child process uses the address space of the parent.

▪ Because **vfork()** does not use Copy-on-Write, if the child process changes any pages of the parent's address space, the changes are visible to the parent once it resumes.

▪ Therefore, **vfork()** must be used with caution, ensuring that the child process does not modify the address space

### (b)Memory - mapped files:

○ Sequential read of a file on disk uses **open()**, **read()** and **write()**

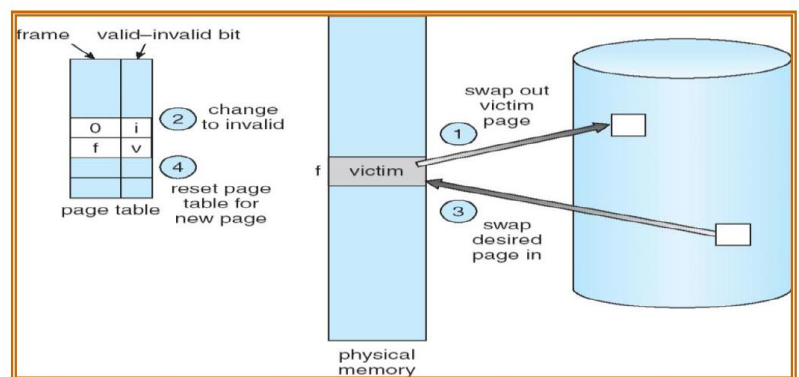
- Every time a file is accessed it requires a system call and disk access.
- Alternative method: **“Memory - mapped”**
- Allowing a part of virtual address space to be logically associated with file
- Mapping a disk block to a page in memory.

#### 4.4. Page Replacement

- If no frames are free, we could find one that is not currently being used & free it.
- We can free a frame by writing its contents to swap space & changing the page table to indicate that the page is
- Then we can use that freed frame to hold the page for which the process faulted.

##### **Basic Page Replacement**

1. Find the location of the desired page on disk
2. Find a free frame - If there is a free frame, then use it. - If there is no free frame, use a page replacement algorithm
- Write the victim page to the disk, change the page & frame tables accordingly.
3. Read the desired page into the (new) free frame. Update the page and frame tables.
4. Restart the process



**Note:** If no frames are free, two page transfers are required & this situation effectively doubles the page-fault service time.

##### **Modify (dirty) bit:**

- It indicates that any word or byte in the page is modified.
- When we select a page for replacement, we examine its modify bit.
  - If the bit is set, we know that the page has been modified & in this case we must write that page to the disk.
  - If the bit is not set, then if the copy of the page on the disk has not been overwritten, then we can avoid writing the page to the disk as it is already there.

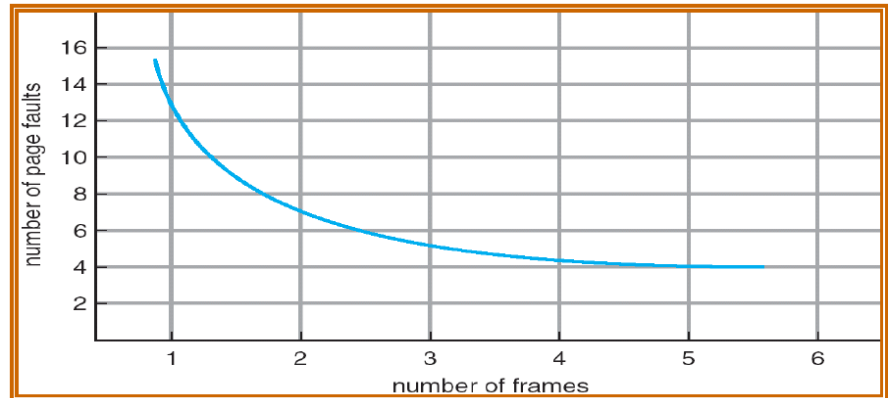
##### **Page Replacement Algorithms**

1. FIFO Page Replacement
2. Optimal Page Replacement
3. LRU Page Replacement
4. LRU Approximation Page Replacement



## 5. Counting-Based Page Replacement

- We evaluate an algorithm by running it on a particular string of memory references & computing the number of page faults. A memory reference is called a —reference string|. The algorithm that provides less number of page faults is termed better.
- As the number of available frames increases, the number of page faults decreases. This is shown in the following graph.



### (a) FIFO page replacement algorithm

- **Replace the oldest page.**
- This algorithm associates with each page, the time when that page was brought in.

**Example:**

Reference string: 7,0,1,2,0,3,0,4,2,3,0,3,2,1,2,0,1,7,0,1

No. of available frames = 3 (3 pages can be in memory at a time per process)

reference string																			
7	0	1	2	0	3	0	4	2	3	0	3	2	1	2	0	1	7	0	1
7	7	7	2		2	2	4	4	4	0			0	0			7	7	7
	0	0	0		3	3	3	2	2	2			1	1			1	0	0
		1	1		1	0	0	0	3	3			3	2			2	2	1
page frames																			

**No. of page faults = 15**

**Drawback:**

- FIFO page replacement algorithm's performance is not always good. ○ To illustrate this, consider the following

**Reference string: 1, 2, 3, 4, 1, 2, 5, 1, 2, 3, 4, 5**

- If No. of available frames = 3 then the no. of page faults = 9

- If No. of available frames = 4 then the no. of page faults = 10
- Here the no. of page faults increases when the no. of frames increases. This is called as **Belady's Anomaly**.

### Drawback:

- It is difficult to implement as it requires future knowledge of the reference string.

### (b) Optimal page replacement algorithm

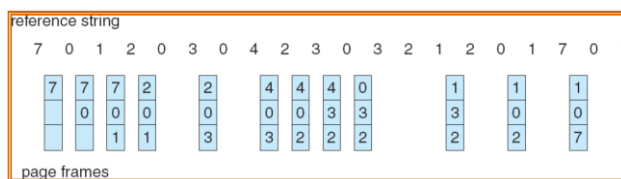
- **Replace the page that will not be used for the longest period of time. Example:**

Reference string: 7,0,1,2,0,3,0,4,2,3,0,3,2,1,2,0,1,7,0,1 No. of available frames = 3

### (c) LRU(Least Recently Used) page replacement algorithm

- **Replace the page that has not been used for the longest period of time.**

**Example:** Reference string: 7,0,1,2,0,3,0,4,2,3,0,3,2,1,2,0,1,7,0,1 No. of available frames = 3



No. of page faults = 12

- LRU page replacement can be implemented using

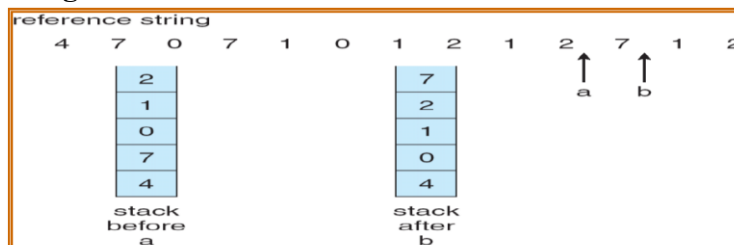
#### 1. Counters

- ✓ Every page table entry has a time-of-use field and a clock or counter is associated with the CPU.
- ✓ The counter or clock is incremented for every memory reference. ✓ Each time a page is referenced, copy the field.
- ✓ When a page needs to be replaced, replace the page with the smallest counter value.

#### 2. Stack

- ✓ Keep a stack of page numbers
- ✓ Whenever a page is referenced, remove the page from the stack and put it on top of the stack.
- ✓ When a page needs to be replaced, replace the page that is at the bottom of the stack. (LRU page)

### Use of A Stack to Record The Most Recent Page References



### (d) LRU Approximation Page Replacement

- Reference bit

- ✓ With each page associate a reference bit, initially set to 0 ✓ When page is referenced, the bit is set to 1
- When a page needs to be replaced, replace the page whose reference bit is 0 ○ The order of use is not known were used and which were not used.

### (i) Additional Reference Bits Algorithm

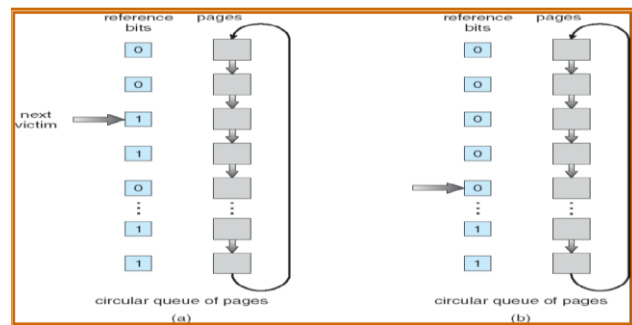
- Keep an 8-bit byte for each page in a table in memory.
- At regular intervals , a timer interrupt transfers control to OS.
- The OS shifts reference bit for each page into higher- order bit shifting the other bits right 1 bit and discarding

#### Example:

- If reference bit is 00000000 then the page has not been used for 8 time periods.
- If reference bit is 11111111 then the page has been used atleast once each time period.
- If the reference bit of page 1 is 11000100 and page 2 is 01110111 then page 2 is the LRU page.

### (ii) Second Chance Algorithm

- Basic algorithm is FIFO
- When a page has been selected , check its reference bit.
- ✓ If 0 proceed to replace the page
- ✓ If 1 give the page a second chance and move on to the next FIFO page.
- ✓ When a page gets a second chance, its reference bit is cleared and arrival time is reset to current time.
- ✓ Hence a second chance page will not be replaced until all other pages are replaced.



### (iii) Enhanced Second Chance Algorithm

- Consider both reference bit and modify bit
- There are four possible classes

  1. (0,0) - neither recently used nor modified → Best page to replace
  2. (0,1) - not recently used but modified → page has to be written out before replacement.
  3. (1,0) - recently used but not modified → page may be used again
  4. (1,1) - recently used and modified → page may be used again and page has to be written to disk

### (e) Counting-Based Page Replacement

- Keep a counter of the number of references that have been made to each page
- 1. **Least Frequently Used (LFU )Algorithm:** replaces page withsmallest count

**2. Most Frequently Used (MFU) Algorithm:** replaces page with largest count

✓ It is based on the argument that the page with the smallest count was probably just brought in and has

### **Page Buffering Algorithm**

- These are used along with page replacement algorithms to improve their performance

#### **Technique 1:**

- A pool of free frames is kept.
- When a page fault occurs, choose a victim frame as before.
- Read the desired page into a free frame from the pool.
- The victim frame is written onto the disk and then returned to the pool of free frames.

#### **Technique 2:**

- Maintain a list of modified pages.
- Whenever the paging device is idle, a modified is selected and written to disk and its modify bit is reset.

#### **Technique 3:**

- A pool of free frames is kept.
- Remember which page was in each frame.
- If frame contents are not modified then the old page can be reused directly from the free frame pool when needed.

### **4.5 Allocation of Frames**

There are two major allocation schemes

- ✓ Equal Allocation
- ✓ Proportional Allocation

#### **○ Equal allocation**

- ✓ If there are  $n$  processes and  $m$  frames then allocate  $m/n$  frames to each process.
- ✓ **Example:** If there are 5 processes and 100 frames, give each process 20 frames.

#### **○ Proportional allocation**

- ✓ Allocate according to the size of process. Let  $s_i$  be the size of process  $i$ .  
Let  $m$  be the total no. of frames. Then  $S = \sum s_i a_i = s_i / S * m$  where  $a_i$  is the no. of frames allocated to process  $i$ .

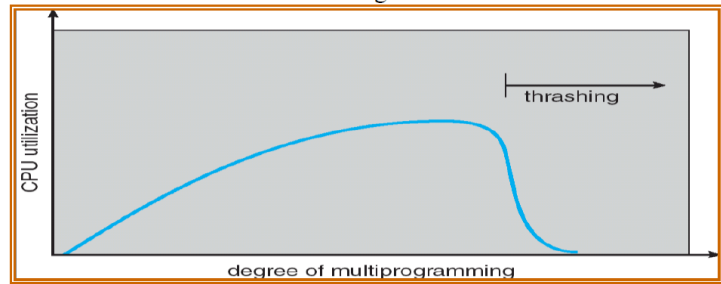
### **Global vs. Local Replacement**

- **Global replacement** - each process selects a replacement frame from the set of all frames; one process can take
- **Local replacement** - each process selects from only its own set of allocated frames.

### **4.6 Thrashing**

- High paging activity is called **thrashing**.
- If a process does not have enough pages, the page-fault rate is very high. This leads to:
  - ✓ low CPU utilization
  - ✓ operating system thinks that it needs to increase the degree of multiprogramming
  - ✓ another process is added to the system
- When the CPU utilization is low, the OS increases the degree of multiprogramming.

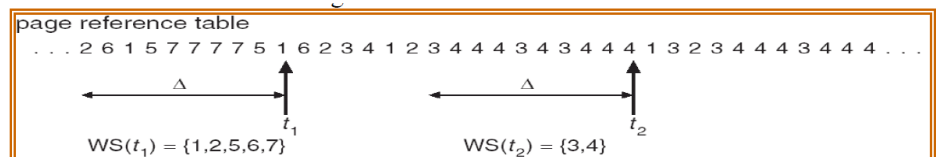
- If global replacement is used then as processes enter the main memory they tend to steal frames belonging to other processes.
- Eventually all processes will not have enough frames and hence the page fault rate becomes very high.
- Thus swapping in and swapping out of pages only takes place. ○ This is the cause of thrashing.



- To **limit thrashing**, we can use a **local replacement** algorithm. ○ To prevent thrashing, there are two methods
- ✓ Working Set Strategy
- ✓ Page Fault Frequency

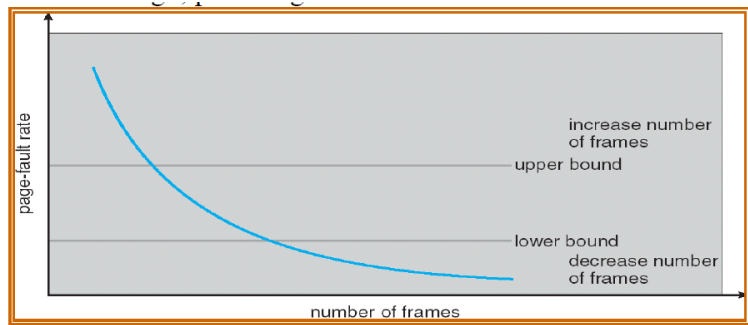
## 1. Working-Set Strategy

- It is based on the assumption of the model of locality.
- Locality is defined as the set of pages actively used together.
- Working set is the set of pages in the most recent  $\Delta$  page references ○  $\Delta$  is the working set window.
- ✓ if  $\Delta$  too small, it will not encompass entire locality
- ✓ if  $\Delta$  too large, it will encompass several localities
- ✓ if  $\Delta = \infty$  it will encompass entire program
- $D = \sum WSS_i$
- ✓ Where  $WSS_i$  is the working set size for process  $i$ . ✓  $D$  is the total demand of frames
- if  $D > m$  then Thrashing will occur.



## 2. Page-Fault Frequency Scheme

- If actual rate too low, process loses frame
- If actual rate too high, process gains frame



## Other Issues

### ○ Prepaging

- ✓ To reduce the large number of page faults that occurs at process startup
- ✓ Prepage all or some of the pages a process will need, before they are referenced
- ✓ But if prepagged pages are unused, I/O and memory are wasted

### ○ Page Size

Page size selection must take into consideration:

- fragmentation
- table size
- I/O overhead
- locality

### ○ TLB Reach

- ✓ TLB Reach - The amount of memory accessible from the TLB ✓  $\text{TLB Reach} = (\text{TLB Size}) \times (\text{Page Size})$
  - ✓ Ideally, the working set of each process is stored in the TLB. Otherwise there is a high degree of page
  - ✓ Increase the Page Size. This may lead to an increase in fragmentation as not all applications require a large page
  - ✓ Provide Multiple Page Sizes. This allows applications that require larger page sizes the opportunity to use
- fragmentation.

### ○ I/O interlock

- ✓ Pages must sometimes be locked into memory
    - ✓ Consider I/O. Pages that are used for copying a file from a device must be locked from being selected
- replacement algorithm.

## 4.7 File Concept

A file is a named collection of related information that is recorded on secondary storage.

- From a user's perspective, a file is the smallest allotment of logical secondary storage; that is, data cannot be w
- unless they are within a file.

### Examples of files:

- A text file is a sequence of characters organized into lines (and possibly pages). A source file is a sequence of su
- of which is further organized as declarations followed by executable statements. An object file is a sequence of byt
- understandable by the system's linker. An executable file is a series of code sections that the loader can bring into

### File Attributes

- **Name:** The symbolic file name is the only information kept in human

readable form.

- **Identifier:** This unique tag, usually a number identifies the file within the file system. It is the non-human readable form.
- **Type:** This information is needed for those systems that support different types.
- **Location:** This information is a pointer to a device and to the location of the file on that device.
- **Size:** The current size of the file (in bytes, words or blocks) and possibly the maximum allowed size are included.
- **Protection:** Access-control information determines who can do reading, writing, executing and so on.
- **Time, date and user identification:** This information may be kept for creation, last modification and last use. These data can be useful for protection, security and usage monitoring.

### File Operations

- Creating a file
- Writing a file
- Reading a file
- Repositioning within a file
- Deleting a file
- Truncating a file

### File types

File type	Usual extension	Function
executable	exe, com, bin, or none	Read to run machine language program
Object	obj, o	Compiled, machine language, not linked
Source code	C, cc, java, pas, asm, a	Source code in various languages
Batch	bat, sh	Commands to the command interpreter
Text	txt, doc	Textual data, documents
word processor	wp, tex, rtf, doc	Various word-processor formats
Library	lib, a, so, dll, mpeg, mov, rm	Libraries of routines for programmers
print or view	arc, zip, tar	ASCII or binary file in a format for printing or

		viewing
Archive	arc, zip, tar	Related files grouped into one file, sometimes compressed, for archiving or storage
multimedia	mpeg, mov, rm	Binary file containing audio or A/V information

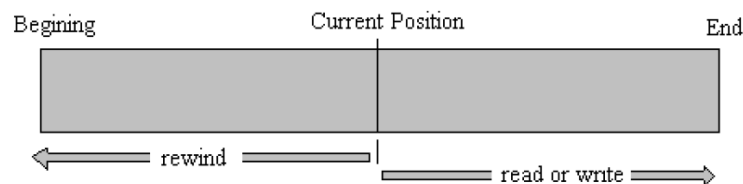
### File Structure

- All disk I/O is performed in units of one block (physical record) size which will exactly match the length of the
- Logical records may even vary in length. **Packing** a number of logical records into physical blocks is a common technique.
- For example, the UNIX operating system defines all files to be simply a stream of bytes. Each byte is identified by an offset from the beginning (or end) of the file. In this case, the logical records are 1 byte. The file system automatically packs logical records into physical disk blocks - say, 512 bytes per block - as necessary.
- The logical record size, physical block size, and packing technique determine how many logical records are in each physical block. Packing can be done either by the user's application program or by the operating system.

## **4.8 Access Methods**

### **1. Sequential Access**

The simplest access method is sequential access. Information in the file is processed in order, one record after the other. This mode of access is by far the most common; for example, editors access files in this fashion.



The bulk of the operations on a file is reads and writes. A read operation reads the next portion of the file starting at the current position. A write operation appends material to the end of the file and advances the current position to the new end of the file. Such a file can be reset to the beginning and, on some systems, a program may be able to move the current position forward  $n$  records, for some integer  $n$  - perhaps only for  $n=1$ . Sequential access is based on a tape model of sequential-access devices as it does on random-access ones.

### **2. Direct Access**

Another method is direct access (or relative access). A file is made up of fixed length logical records that can be read or write records rapidly in no particular order. The direct-access method is based on a disk model of a file, since disks allow direct access to any file block.

For direct access, the file is viewed as a numbered sequence of blocks or records. A direct-access file allows any block to be read or written. Thus, we may read block 14, then read block 53, and then write block 7. There are no restrictions on the order of reading or writing for a direct-access file.

Direct-access files are of great use for immediate access to large amounts of information. Database is a good example. When a query concerning a particular subject arrives, we compute which block contains the answer, and then read that block to get the desired information.



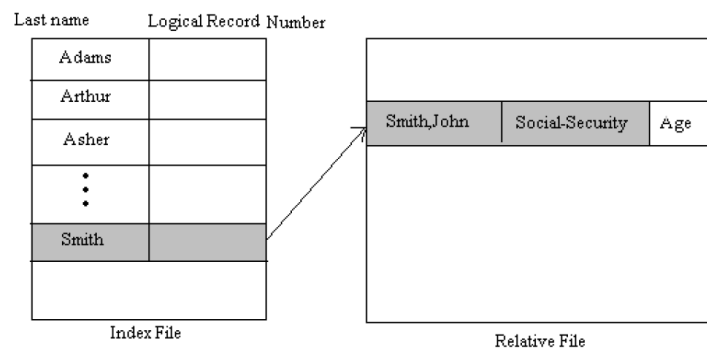
As a simple example, on an air line - reservation system, we might store all the information about a particular flight (flight 713) in the block identified by the flight number.

Thus, the number of available seats for flight 713 is stored in block 713 of the reservation file. To store information such as people, we might compute a hash function on the people's names, or search a small in-memory index and search.

Sequential access	Implementation for direct access
Reset	Cp=0;
Read next	Read cp; Cp=cp+1;
Write next	Write cp; Cp=cp+1;

### 3. Other Access methods

Other access methods can be built on top of a direct - access method these methods generally involve the use of an index file. The index like an index in the back of a book contains pointers to the various blocks in the file to find a record in the file and then use the pointer to access the file directly and then find the desired record.



With large files, the index file itself may become too large to be kept in memory. One solution is to use a secondary index file. The primary index file would contain pointers to secondary index files, which would point to the actual data records.

### 4.9 Directory Structure

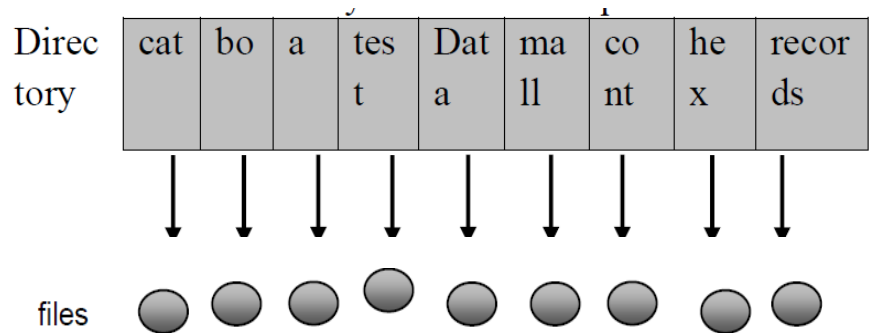
There are five directory structures. They are

1. Single-level directory
2. Two-level directory

3. Tree-Structured directory
4. Acyclic Graph directory
5. General Graph directory

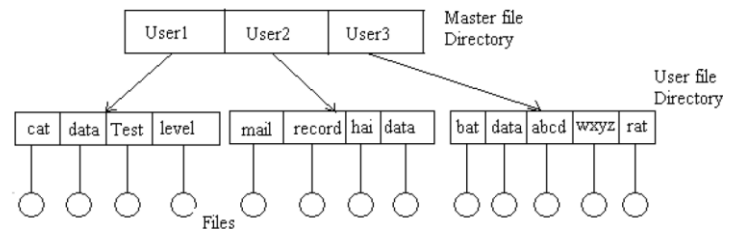
### 1. Single - Level Directory

- The simplest directory structure is the single- level directory. • All files are contained in the same directory.
- **Disadvantage:**
  - When the number of files increases or when the system has more than one user, since all files are in the same directory, they must have unique names.



### 2. Two - Level Directory

- In the two level directory structures, each user has her own user file directory (UFD).
- When a user job starts or a user logs in, the system's master file directory (MFD) is searched. The MFD contains the user's account number, and each entry points to the UFD for that user.
- When a user refers to a particular file, only his own UFD is searched.
- Thus, different users may have files with the same name.
- Although the two - level directory structure solves the name-collision problem
- **Disadvantage:**
  - Users cannot create their own sub-directories.

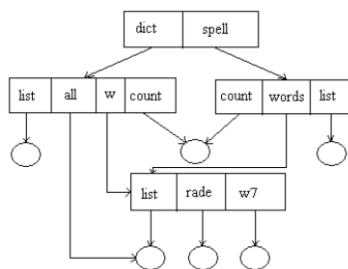


### 3. Tree - Structured Directory

- A tree is the most common directory structure.
- The tree has a root directory. Every file in the system has a unique path name.
- A **path name** is the path from the root, through all the subdirectories to a specified file.

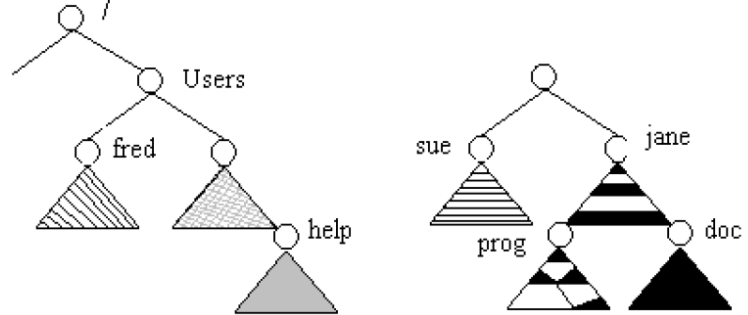
- A directory (or sub directory) contains a set of files or sub directories.
  - A directory is simply another file. But it is a special file.
- All directories have the same internal format.
- One bit in each directory entry defines the entry as a file (0) or as a subdirectory (1).
  - Special system calls are used to create and delete directories.
  - Path names can be of two types: absolute path names or relative path names.
  - An absolute path name begins at the root and follows a path down to the specified file, giving the directory names.
  - A relative path name defines a path from the current directory.

#### 4. Acyclic Graph Directory.



## **4.10 File System Mounting**

- Mounting that file system under */user* would result in the pathname */users/jane*



File System (a) Existing (b) Unmounted Partation

- The operating system verifies that the devices contain a valid file system.
- It does so by asking the device driver to read the device directory and verifying that the directory was the e
- Finally, the operating system notes in its directory structure that a file system is mounted at the specified m

#### 4.11 File Sharing

##### 1. Multiple Users:

- When an operating system accommodates multiple users, the issues of file sharing, file naming and file protection
- The system either can allow user to access the file of other users by default, or it may require that a user specifica
- These are the issues of access control and protection.
- To implementing sharing and protection, the system must maintain more file and directory attributes than a on a sing
- The owner is the user who may change attributes, grand access, and has the most control over the file or directory
- The group attribute of a file is used to define a subset of users who may share access to the file.
- Most systems implement owner attributes by managing a list of user names and associated user identifiers (user I
- When a user logs in to the system, the authentication stage determines the appropriate user ID for the user. That us

##### 2. Remote File System:

- Networks allowed communications between remote computers.
  - Networking allows the sharing or resource spread within a campus or even around the world.
  - User manually transfer files between machines via programs like **ftp**.
  - A **distributed file system** (DFS) in which remote directories is visible from the local machine.
  - The **World Wide Web**: A browser is needed to gain access to the remote file and separate operations (essenti
- to transfer files.

##### a) The client-server Model:

- Remote file systems allow a computer to a mount one or more file systems from one or more remote machines.
- A server can serve multiple clients, and a client can use multiple servers, depending on the implementation d
- Client identification is more difficult. Clients can be specified by their network name or other iden
- these can be spoofed (or imitate). An unauthorized client can spoof the server into deciding that it is authorized, and
- allowed access.

### **b) Distributed Information systems:**

- Distributed information systems, also known as distributed naming service, have been devised to provide a uniform naming service needed for remote computing.
- Domain name system (DNS) provides host-name-to-network address translations for their entire Internet (including the World Wide Web).
- Before DNS was invented and became widespread, files containing the same information were sent via e-mail of files.

### **c) Failure Modes:**

- **Redundant arrays of inexpensive disks (RAID)** can prevent the loss of a disk from resulting in the loss of data.
- Remote file system has more failure modes. By nature of the complexity of networking system and the required hardware machines, many more problems can interfere with the proper operation of remote file systems.

### **d) Consistency Semantics:**

- It is characterization of the system that specifies the semantics of multiple users accessing a shared file simultaneously.
- These semantics should specify when modifications of data by one user are observable by other users.
- The semantics are typically implemented as code with the file system.
- A series of file accesses (that is reads and writes) attempted by a user to the same file is always enclosed between two open and close operations.
- The series of access between the open and close operations is a **file session**.

#### **(i) UNIX Semantics:**

The UNIX file system uses the following consistency semantics:

1. Writes to an open file by a user are visible immediately to other users that have this file open at the same time.
2. One mode of sharing allows users to share the pointer of current location into the file. Thus, the advancing of the pointer affects all sharing users.

#### **(ii) Session Semantics:**

The Andrew file system (AFS) uses the following consistency semantics:

1. Writes to an open file by a user are not visible immediately to other users that have the same file open simultaneously.
2. Once a file is closed, the changes made to it are visible only in sessions starting later. Already open instances do not see the change.

#### **(iii) Immutable -shared File Semantics:**

- Once a file is declared as shared by its creator, it cannot be modified.
- An immutable file has two key properties:
  - ✓ Its name may not be reused and its contents may not be altered.

## **4.12 File Protection**

### **(i) Need for file protection.**

- When information is kept in a computer system, we want to keep it safe from **physical damage** (reliability) and **logical damage** (protection).
- Reliability is generally provided by duplicate copies of files. Many computers have systems programs that (without computer-operator intervention) copy disk files to tape at regular intervals (once per day or week or month) to prevent the file system be accidentally destroyed.

- File systems can be damaged by hardware problems (such as errors in reading or writing), power surges or temperature extremes, and vandalism. Files may be deleted accidentally. Bugs in the file-system software can also cause problems.
- Protection can be provided in many ways. For a small single-user system, we might provide protection by physically locking disks and locking them in a desk drawer or file cabinet. In a multi-user system, however, other mechanisms are needed.

## (ii) Types of Access

- Complete protection is provided by prohibiting access.
- Free access is provided with no protection.
- Both approaches are too extreme for general use.
- What is needed is **controlled access**.
- Protection mechanisms provide controlled access by limiting the types of file access that can be made. Access is controlled depending on several factors, one of which is the type of access requested. Several different types of operations are possible:
  1. **Read:** Read from the file.
  2. **Write:** Write or rewrite the file.
  3. **Execute:** Load the file into memory and execute it.
  4. **Append:** Write new information at the end of the file.
  5. **Delete:** Delete the file and free its space for possible reuse.
  6. **List:** List the name and attributes of the file.

## (iii) Access Control

- Associate with each file and directory an access-control list (ACL) specifying the user name and the type of access requested by the user.
- When a user requests access to a particular file, the operating system checks the access list associated with that file. If the requested access is in the list, the access is allowed. Otherwise, a protection violation occurs and the user's job is denied access.
- This technique has two undesirable consequences:
  - Constructing such a list may be a tedious and unrewarding task, especially if we do not know in advance which users will need access.
  - The directory entry, previously of fixed size, now needs to be of variable size, resulting in more complicated directory structures.
- To condense the length of the access control list, many systems recognize three classifications of users in connection with a file:
  - **Owner:** The user who created the file is the owner.
  - **Group:** A set of users who are sharing the file and need similar access is a group, or work group.
  - **Universe:** All other users in the system constitute the universe.

## UNIT- V      FILE SYSTEMS

File System Structure – File System Implementation – Directory Implementation – Allocation Methods – Free-Subsystems - Disk Structure – Disk Scheduling – Disk Management – Swap-Space Management. Case Study: T  
UNIX-Security

### **5.1 File System Structure**

- **Disk** provide the bulk of secondary storage on which a file system is maintained.

- **Characteristics of a disk:**

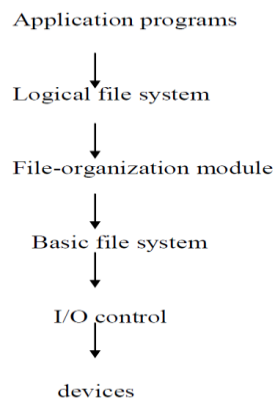
1. They can be rewritten in place, it is possible to read a block from the disk, to modify the block and to write it

2. They can access directly any given block of information to the disk.

- To produce an efficient and convenient access to the disk, the operating system imposes one or more file system layers. Files are stored, located and retrieved easily.
- The file system itself is generally composed of many different levels. Each level in the design uses the features of the lower levels and provides features for use by higher levels.

### Layered File System

- The **I/O control** consists of device drivers and interrupt handlers to transfer information between the main memory and the physical devices.
- The **basic file system** needs only to issue generic commands to the appropriate device driver to read and write physical blocks. A physical block is identified by its numeric disk address (for example, drive -1, cylinder 73, track 2, sector 10).



- The **file-organization module** knows about files and their logical blocks, as well as physical blocks. By knowing the logical block address and the location of the file, the file organization module can translate logical block address to physical block address for transfer. The file-organization module also includes the free-space manager, which tracks unallocated blocks and provides space for new files. The file-organization module is requested when a file is created or deleted.
- The **logical file system** manages metadata information. Metadata includes all of the file-system structure, excluding the contents of the files. The logical file system manages the directory structure to provide the file-organization module with the latter needs, given a symbolic file name. It maintains file structure, via file control blocks. A **file control block** (FCB) contains information about the file, including ownership, permissions, and location of the file contents. The logical file system is also responsible for file security.

### 5.2 File System Implementation

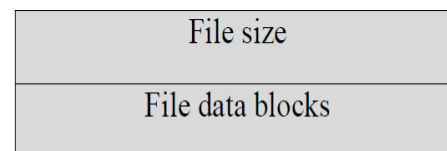
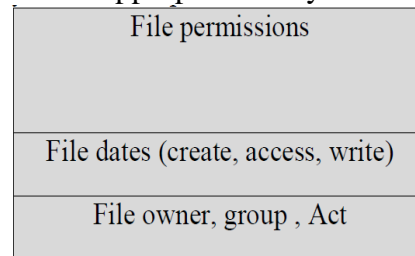
- Several on-disk and in-memory structures are used to implement a filesystem.

- The on-disk structures include:

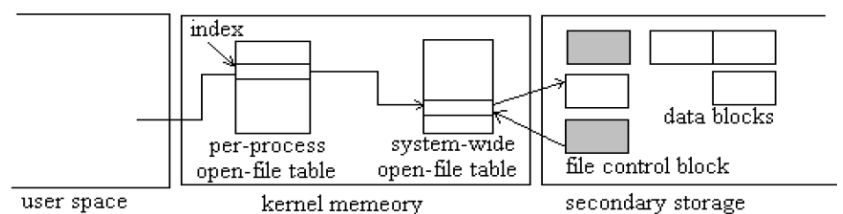
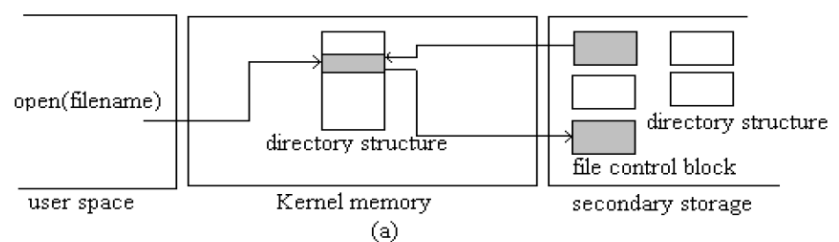
1. A **boot control block** can contain information needed by the system to boot an operating system from that partition. In some operating systems, this block can be empty. It is typically the first block of a partition. In **UFS**, this is called the **partition boot sector**.



2. A **partition control block** contains partition details such as the number of blocks in the partition, size of the free block pointers and free FCB count and FCB pointers. In **UFS** this is called a **super block**; in **NTFS**, it is the **Master File Table**.
  3. A **directory structure** is used to organize the files.
  4. An **FCB** contains many of the files details, including file permissions , ownership, size and location of the data blocks. In **NTFS**, this information's actually stored within the Master File Table, which uses a relational database.
- The in-memory structures include:
    1. An **in-memory partition table** containing , information about each mounted partition.
    2. An **in-memory directory structure** that hold s the directory information of recently accessed directories.
    3. The **system-wide open-file table** contains a copy of the FCB of each open files, as well as other information.
    4. The **per-process open-file table** contains a pointer tot eh appropriate entry in the systems-wide open file table.



A typical file control block



## 5.3 Directory Implementation

### 1. Linear List

- The simplest method of implementing a directory is to use a linear list of file names with pointer to the data block.
- A linear list of directory entries requires a linear search to find a particular entry.
- This method is simple to program but time-consuming to execute. To create a new file, we must first search the block.
- The real disadvantage of a linear list of directory entries is the linear search to find a file.

## 2. Hash Table

- In this method, a linear list stores the directory entries, but a hash data structure is also used.
- The hash table takes a value computed from the file name and returns a pointer to the file name in the linear list.
- Therefore, it can greatly decrease the directory search time.
- Insertion and deleting are also fairly straight forward, although some provision must be made for collision when names hash to the same location.
- The major difficulties with a hash table are its generally fixed size and the dependence of the hash function on the file name.

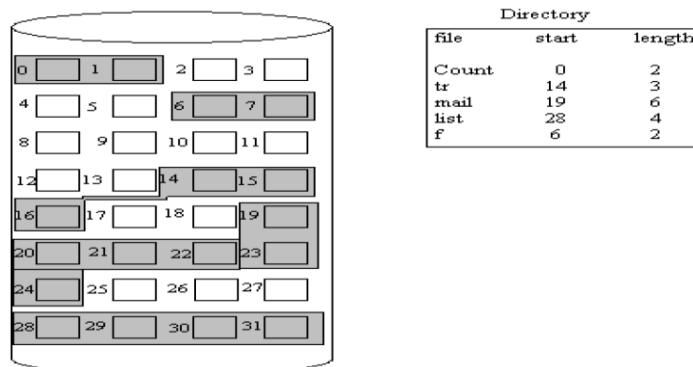
## 5.4 Allocation Methods

- The main problem is how to allocate space to these files so that disk space is utilized effectively and files can be created.
- There are three major methods of allocating disk space:

1. Contiguous Allocation
2. Linked Allocation
3. Indexed Allocation

### 1. Contiguous Allocation

- The contiguous - allocation method requires each file to occupy a set of contiguous blocks on the disk.



- Contiguous allocation of a file is defined by the disk address and length (in block units) of the first block. If a file starts at location  $b$ , then it occupies blocks  $b, b+1, b+2, \dots, b+n-1$ .
- The directory entry for each file indicates the address of the starting block and the length of the area allocated for the file.

### Disadvantages:

#### 1. Finding space for a new file.

- The contiguous disk space-allocation problem suffers from the problem of external fragmentation. As files are allocated, free space is fragmented into small, non-contiguous blocks.

disk space is broken into chunks. It becomes a problem when the largest contiguous chunk is insufficient for a file. The file is then broken into a number of holes, no one of which is large enough to store the data.

## 2. Determining how much space is needed for a file.

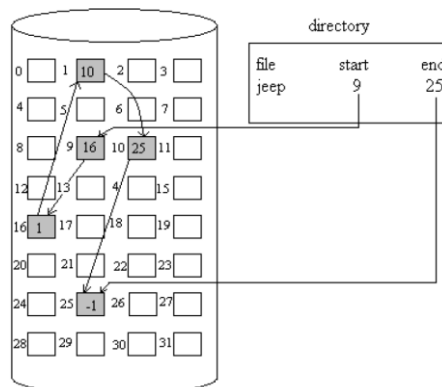
- When the file is created, the total amount of space it will need must be found and allocated. How does the creator know how much space is needed?
- If we allocate too little space to a file, we may find that the file cannot be extended. The other possibility is to allocate too much space. The user must move the contents of the file to the new space, and release the previous space. This series of actions may be repeated as the file grows, although it can be time consuming. However, in this case, the user never needs to be informed explicitly about the problem; the system continues despite the problem, although more and more slowly.
- Even if the total amount of space needed for a file is known in advance, pre-allocation may be inefficient.
- A file that grows slowly over a long period (months or years) must be allocated enough space for its final size. That space may be unused for a long time after the file is created, therefore, there is a large amount of internal fragmentation.

**To overcome these disadvantages:**

- Use a modified contiguous allocation scheme, in which a contiguous chunk of space called as an **extent** is allocated. If the current extent's amount is not large enough, another chunk of contiguous space, another extent, is added to the initial allocation.
- Internal fragmentation can still be a problem if the extents are too large, and external fragmentation can be a problem if many small sizes are allocated and deallocated.

## 2. Linked Allocation

- Linked allocation solves all problems of contiguous allocation.
- With linked allocation, each file is a linked list of disk blocks, the disk blocks may be scattered anywhere on the disk.
- The directory contains a pointer to the first and last blocks of the file. For example, a file of five blocks might have blocks 10, 1, 16, 25, and 11. The directory entry for the file 'jeep' shows the start block as 9 and the end block as 25.
- Each block contains a pointer to the next block. These pointers are not made available to the user.
- There is no external fragmentation with linked allocation, and any free block on the free space list can be used to satisfy a request.
- The size of a file does not need to be declared when that file is created. A file can continue to grow as long as there is free space. Consequently, it is never necessary to compact disk space.



**Disadvantages:**

### 1. Used effectively only for sequential access files.

- To find the  $i$ th block of a file, we must start at the beginning of that file, and follow the pointers until we get to it. Since following a pointer requires a disk read, and sometimes a disk seek consequently, it is inefficient to support a direct-access capability.

### 2. Space required for the pointers

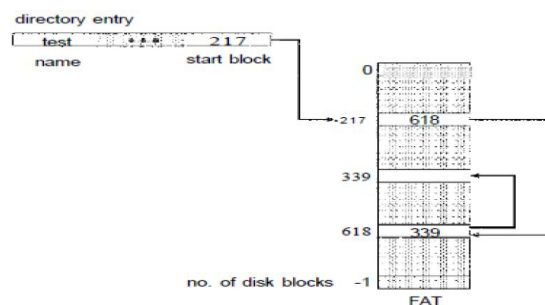
- If a pointer requires 4 bytes out of a 512-byte block, then 0.78 percent of the disk is being used for pointers, rather than for data.
- Solution to this problem is to collect blocks into multiples, called **clusters**, and to allocate the clusters rather than the individual blocks. A file system may define a cluster as 4 blocks, and operate on the disk in only cluster units.

### 3. Reliability

- Since the files are linked together by pointers scattered all over the disk, a hardware failure might result in picking up the wrong pointer. This error could result in linking into the wrong file. Partial solutions are to use doubly linked lists or to store the file names in a relative block number in the directory. Both schemes require even more overhead for each file.

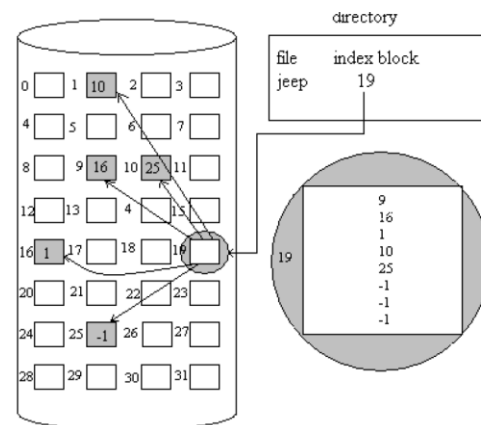
### File Allocation Table(FAT)

- An important variation on the linked allocation method is the use of a file allocation table (FAT).
- This simple but efficient method of disk-space allocation is used by the MS-DOS and OS/2 operating systems.
- A section of disk at the beginning of each partition is set aside to contain the table.
- The table has an entry for each disk block, and is indexed by block number.
- The FAT is much as is a linked list.
- The directory entry contains the block number of the first block of the file.
- The table entry indexed by that block number contains the block number of the next block in the file.
- This chain continues until the last block which has a special end-of-file value as the table entry.
- Unused blocks are indicated by a 0 table value.
- Allocating a new block to a file is a simple matter of finding the first 0-valued table entry, and replacing the previous address of the new block.
- The 0 is replaced with the end-of-file value, an illustrative example is the FAT structure for a file consisting of 339.



### 3. Indexed Allocation

- Linked allocation solves the external - fragmentation and size- declaration problems of contiguous allocation.
- Linked allocation cannot support efficient direct access, since the pointers to the blocks are scattered with the blocks on disk and need to be retrieved in order.
- Indexed allocation solves this problem by bringing all the pointers together into one location: the **index block**.
- Each file has its own index block, which is an array of disk- block addresses.
- The *i*th entry in the index block points to the *i*th block of the file.
- The directory contains the address of the index block.
- To read the *i*th block, we use the pointer in the *i*th index - block entry to find and read the desired block this scheme.



- When the file is created, all pointers in the pointers in the index block are set to nil. when the *i*th block is first written, the free space manager, and its address is put in the *i*th index - block entry.
- Indexed allocation supports direct access, without suffering from external fragmentation, because any free block can be requested for more space.

### Disadvantages

#### 1.Pointer Overhead

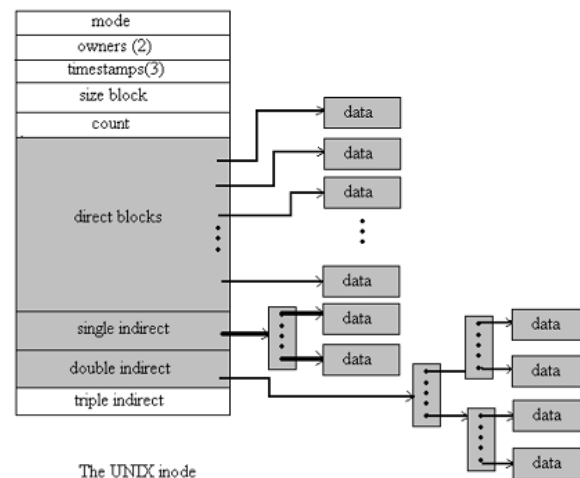
- Indexed allocation does suffer from wasted space. The pointer overhead of the index block is generally greater than linked allocation.

#### 2. Size of Index block

If the index block is too small, however, it will not be able to hold enough pointers for a large file, and a mechanism will have to be available to deal with this issue:

- **Linked Scheme:** An index block is normally one disk block. Thus, it can be read and written directly by itself. It may link together several index blocks.

- **Multilevel index:** A variant of the linked representation is to use a first level index block to point to a set of second
- **Combined scheme:**
  - Another alternative, used in the UFS, is to keep the first, say, 15 pointers of the index block in the file's in
  - The first 12 of these pointers point to direct blocks; that is for small ( no more than 12 blocks) files do not need
  - The next pointer is the address of a single indirect block.
  - ✓ The single indirect block is an index block, containing not data, but rather the addresses of blocks that do contain
  - Then there is a double indirect block pointer, which contains the address of a block that contain pointers
  - last pointer would contain pointers to the actual data blocks.
  - The last pointer would contain the address of a triple indirect block.



## 5.5 Free-space Management

- Since disk space is limited, we need to reuse the space from deleted files for new files, if possible.
- To keep track of free disk space, the system maintains a free-space list.
- The free-space list records all free disk blocks - those not allocated to some file or directory.
- To create a file, we search the free-space list for the required amount of space, and allocate that space to the
- This space is then removed from the free-space list.
- When a file is deleted, its disk space is added to the free-space list.

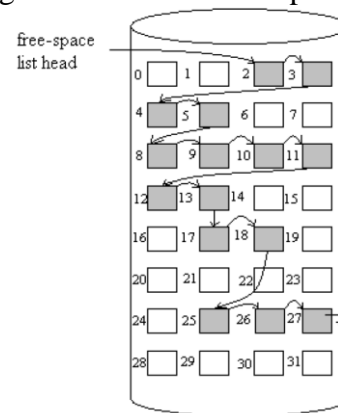
### 1. Bit Vector

- The free-space list is implemented as a bit map or bit vector.
- Each block is represented by 1 bit. If the block is free, the bit is 1; if the block is allocated, the bit is 0.
- For example, consider a disk where block 2,3,4,5,8,9,10,11,12,13,17,18,25,26 and 27 are free, and the rest of the b  
space bit map would be 001111001111110001100000011100000 ...
- The main **advantage** of this approach is its relatively simplicity and efficiency in finding the first free blo

on the disk.

## 2. Linked List

- Another approach to free-space management is to link together all the free disk blocks, keeping a pointer to the location on the disk and caching it in memory.
- This first block contains a pointer to the next free disk block, and so on.
- In our example, we would keep a pointer to block 2, as the first free block. Block 2 would contain a pointer to block 4, which would point to block 5, which would point to block 8, and so on.
- However, this scheme is not efficient; to traverse the list, we must read each block, which requires substantial I/O.
- The FAT method incorporates free-block accounting data structure. No separate method is needed.



## 3. Grouping

- A modification of the free-list approach is to store the addresses of  $n$  free blocks in the first free block.
- The first  $n-1$  of these blocks are actually free.
- The last block contains the addresses of another  $n$  free blocks, and so on.
- The importance of this implementation is that the addresses of a large number of free blocks can be found.

## 4. Counting

- We can keep the address of the first free block and the number  $n$  of free contiguous blocks that follow the first.
- Each entry in the free-space list then consists of a disk address and a count.
- Although each entry requires more space than would a simple disk address, the overall list will be shorter, as long as  $n$  is greater than 1.

## Recovery

- Files and directories are kept both in main memory and on disk, and care must be taken to ensure that system files are not corrupted by data or in data inconsistency.

## 1. Consistency Checking

- The directory information in main memory is generally more up to date than is the corresponding information on disk.

directory information is not necessarily written to disk as soon as the update takes place.

- Frequently, a special program is run at reboot time to check for and correct disk inconsistencies.
- The consistency checker—a systems program such as
- `chkdsk` in MS-DOS—compares the data in the directory structure with the data blocks on disk and tries to find and fix errors. The allocation and free-space-management algorithms dictate what types of problems the checker can find and in fixing them.

## 2. Backup and Restore

- Magnetic disks sometimes fail, and care must be taken to ensure that the data lost in such a failure are not lost. Backup programs can be used to **back up** data from disk to another storage device, such as a floppy disk, magnetic tape, or CD-ROM.
  - Recovery from the loss of an individual file, or of an entire disk, may then be a matter of **restoring** the data from the backup.
- A **typical backup schedule** may then be as follows:

**Day 1:** Copy to a backup medium all files from the disk. This is called a **full backup**.

**Day 2:** Copy to another medium all files changed since day 1. This is an **incremental backup**.

**Day 3:** Copy to another medium all files changed since day 2.

**Day N:** Copy to another medium all files changed since day N—1. Then go back to Day 1.

## Log-Structured File Systems

- Computer scientists often find that algorithms and technologies originally used in one area are equally useful in other areas.
- These logging algorithms have been applied successfully to the problem of consistency checking.
- The resulting implementations are known as **log-based transaction-oriented** (or **journaling**) file systems.
- Fundamentally, all metadata changes are written sequentially to a log.
- Each set of operations for performing a specific task is a transaction.
- Once the changes are written to this log, they are considered to be committed, and the system call can return to continue execution.
- As the changes are made, a pointer is updated to indicate which actions have completed and which are still in progress.
- When an entire committed transaction is completed, it is removed from the log file, which is actually a circular buffer.
- A circular buffer writes to the end of its space and then continues at the beginning, overwriting older values. Thus, the log file will contain zero or more transactions.

## 5.6 Kernel I/O Subsystem

Kernels provide many services related to I/O.

- ✓ One way that the I/O subsystem improves the efficiency of the computer is by scheduling I/O operations.
- ✓ Another way is by using storage space in main memory or on disk, via techniques called buffering, caching, and write-back.

Services include;

**I/O Scheduling:**



To determine a good order in which to execute the set of I/O requests. Uses:

- a) It can improve overall system performance,
- b) It can share device access fairly among processes, and
- c) It can reduce the average waiting time for I/O to complete. Implementation: OS developers implement scheduling requests for each device.
  1. When an application issues a blocking I/O system call,
  2. The request is placed on the queue for that device.
  3. The I/O scheduler rearranges the order of the queue to improve the overall system efficiency and the average response time for applications.

### **Buffering:**

**Buffer:** A memory area that stores data while they are transferred between two devices or between a device and a user.

Reasons for buffering:

- a) To cope with a speed mismatch between the producer and consumer of a data stream.
- b) To adapt between devices that have different data-transfer sizes.
- c) To support copy semantics for application I/O.

Copy semantics: Suppose that an application has a buffer of data that it wishes to write to disk. It calls the write() system call, passing a pointer to the buffer and an integer specifying the number of bytes to write.

After the system call returns, what happens if the application changes the contents of the buffer? With copy semantics, the data written to disk is guaranteed to be the version at the time of the application system call, independent of any subsequent changes to the application's buffer. A simple way that the operating system can guarantee copy semantics is for the write() system call to copy the data into a kernel buffer before returning control to the application. The disk write is performed from the kernel buffer, so any changes to the application buffer have no effect.

### **5.3.3. Caching**

A cache is a region of fast memory that holds copies of data. Access to the cached copy is more efficient than access to the original data. Buffer: A buffer may hold the only existing copy of a data item, whereas a cache just holds a copy on faster storage elsewhere.

When the kernel receives a file I/O request,

1. The kernel first accesses the buffer cache to see whether that region of the file is already available in main memory.
2. If so, a physical disk I/O can be avoided or deferred. Also, disk writes are accumulated in the buffer cache for several requests. Transfers are gathered to allow efficient write schedules.

### **5.3.4. Spooling and Device Reservation:**

Spool: A buffer that holds output for a device, such as a printer, that cannot accept interleaved data streams. A printer is a device that can only accept data sequentially. At any time, several applications may wish to print their output concurrently, without having their output mixed together.

The OS provides a control interface that enables users and system administrators ;

- a) To display the queue,
- b) To remove unwanted jobs before those jobs print,
- c) To suspend printing while the printer is serviced, and so on. Device reservation - provides exclusive access to a device.
- ✓ System calls for allocation and de-allocation
- ✓ Watch out for deadlock

### Error Handling:

- An operating system that uses protected memory can guard against many kinds of hardware and application errors.
- OS can recover from disk read, device unavailable, transient write failures • Most return an error number or code.
- System error logs hold problem reports

### 5.7 Disk Structure

- Disk drives are addressed as large 1-dimensional arrays of *logical blocks*, where the logical block is the smallest addressable unit.
- The 1-dimensional array of logical blocks is mapped into the sectors of the disk sequentially.
- Sector 0 is the first sector of the first track on the outermost cylinder.
- Mapping proceeds in order through that track, then the rest of the tracks in that cylinder, and then through the cylinders from the outermost to innermost.

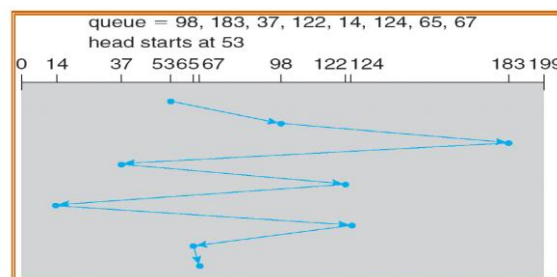
### 5.8 Disk scheduling:

One of the responsibilities of the operating system is to use the hardware efficiently. For the disk drives,

1. A fast access time and
  2. High disk bandwidth.
- The **access time** has two major components;
    - ✓ The **seek time** is the time for the disk arm to move the heads to the cylinder containing the desired sector.
    - ✓ The **rotational latency** is the additional time waiting for the disk to rotate the desired sector to the disk head.
  - The disk **bandwidth** is the total number of bytes transferred, divided by the total time between the first request and the last transfer. We can improve both the access time and the bandwidth by disk scheduling.

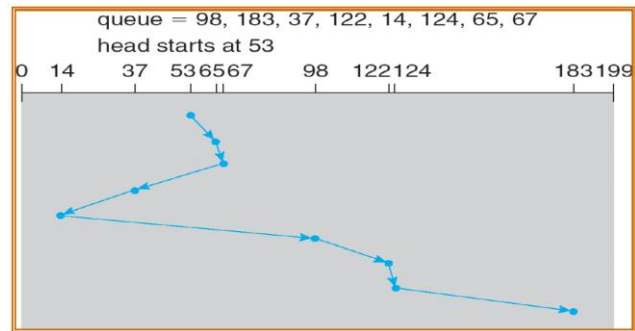
Disk scheduling: Servicing of disk I/O requests in a good order.

**FCFS Scheduling:** The simplest & fastest form of disk scheduling.



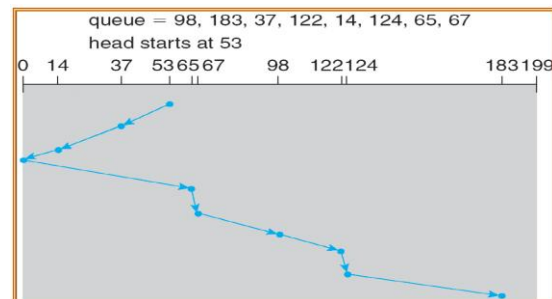
## SSTF (shortest-seek-time-first) Scheduling

Service all the requests close to the current head position, before moving the head far away to service other requests. Service requests with the minimum seek time from the current head position.



## SCAN Scheduling

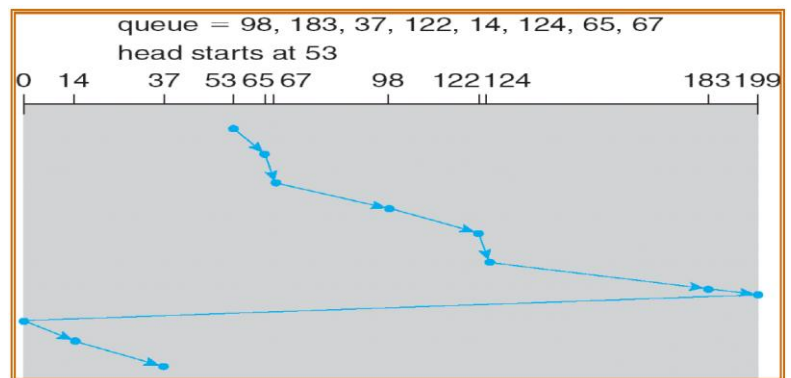
The disk head starts at one end of the disk, and moves toward the other end, servicing requests as it reaches each end of the disk. At the other end, the direction of head movement is reversed, and servicing continues. The head continues to move back and forth across the disk.



**Elevator algorithm:** Sometimes the SCAN algorithm is called as the elevator algorithm, since the disk arm behaves like an elevator in a building, first servicing all the requests going up, and then reversing to service requests the other way.

## C-SCAN Scheduling

Variant of SCAN designed to provide a more uniform wait time. It moves the head from one end of the disk to the other end along the way. When the head reaches the other end, however, it immediately returns to the beginning of the disk, without servicing requests on the return trip.



## **5.9 Disk Management:**

### **Disk Formatting:**

Low-level formatting or physical formatting:

Before a disk can store data, the sector is divided into various partitions. This process is called low-level formatting the disk with a special data structure for each sector.

The data structure for a sector consists of

- ✓ Header,
- ✓ Data area (usually 512 bytes in size), and
- ✓ Trailer.

The header and trailer contain information used by the disk controller, such as a sector number and an **error-correction** code.

This formatting enables the manufacturer to

1. Test the disk and
2. To initialize the mapping from logical block numbers

To use a disk to hold files, the operating system still needs to record its own data structures on the disk. It does so by

- (a) The first step is **Partition** the disk into one or more groups of cylinders. Among the partitions, one partition can hold a copy of the OS's executable code, while another holds user files.
- (b) The second step is **logical formatting**. The operating system stores the initial file-system data structures onto the disk. These structures may include maps of free and allocated space and an initial empty directory.

### **Boot Block:**

For a computer to start running-for instance, when it is powered up or rebooted-it needs to have an initial program. This program is called bootstrap program & it should be simple. It initializes all aspects of the system, from CPU registers to the contents of main memory, and then starts the operating system.

To do its job, the bootstrap program

1. Finds the operating system kernel on disk,
2. Loads that kernel into memory, and
3. Jumps to an initial address to begin the operating-system execution. The bootstrap is stored in read-only memory.

Advantages:

1. ROM needs no initialization.
2. It is at a fixed location that the processor can start executing when powered up or reset.
3. It cannot be infected by a computer virus. Since, ROM is read only.

The full bootstrap program is stored in a partition called the **boot blocks**, at a fixed location on the disk. A disk is also called a **boot disk or system disk**.

The code in the boot ROM instructs the disk controller to read the boot blocks into memory

and then starts executing that code.

**Bootstrap loader:** load the entire operating system from a non-fixed location on disk, and to start the operating system.

### **Bad Blocks:**

The disk with defected sector is called as bad block. Depending on the disk and controller in use, these blocks are handled in different ways.

#### **Method 1: Handled manually**

If blocks go bad during normal operation, a **special program** must be run manually to search for the bad blocks and replace them with spare blocks before. Data that resided on the bad blocks usually are lost.

#### **Method 2: “sector sparing or forwarding”**

The controller maintains a list of bad blocks on the disk. Then the controller can be told to replace each bad block with a spare block. This scheme is known as sector sparing or forwarding.

A typical bad-sector transaction might be as follows:

1. The operating system tries to read logical block 87.
2. The controller calculates the ECC and finds that the sector is bad.
3. It reports this finding to the operating system.
4. The next time that the system is rebooted, a special command is run to tell the controller to replace the bad sector with a spare sector.
5. After that, whenever the system requests logical block 87, the request is translated into the replacement sector's address.

#### **Method 3: “sector slipping”**

For an example, suppose that logical block 17 becomes defective, and the first available spare follows sector 202. Then, sector slipping would remap all the sectors from 17 to 202,

moving them all down one spot. That is, sector 202 would be copied into the spare, then sector 201 into 202, and so on, until sector 18 is copied into sector 19. Slipping the sectors in this way frees up the space of sector 17, so sector 17 can be used for other data.

### **5.10 Swap-Space Management**

**Swap-space** — Virtual memory uses disk space as an extension of main memory. The main goal for the design of swap space is —to provide the best throughput for the virtual-memory system.

#### **Swap-Space Use**

Swap space is used in various ways by different operating systems, depending on the implemented memory-management scheme.

1. The systems that implement swapping may use swap space to hold the entire process image, including the code and data.
2. Paging systems may simply store pages that have been pushed out of main memory. The amount of swap space required varies depending on

(a) The amount of physical memory,

- (b) The amount of virtual memory it is backing and
- (c) The way in which the virtual memory is used.

It can range from a few megabytes of disk space to gigabytes.

Some operating systems, such as UNIX, allow the use of multiple swap spaces.

**Estimation of swap space:** Note that it is safer to overestimate than to underestimate swap space, because if a system runs out of swap space it may be forced to abort processes or may crash entirely. Overestimation could otherwise be used for files, but does no other harm.

### **Swap-Space Location**

A swap space can reside in two places:

1. Swap space can be carved out of the normal file system, or
2. It can be in a separate disk partition.

#### **(I) Normal file system:**

If the swap space is simply a large file within the file system, normal file-system routines can be used to create it, and so on. This approach, though easy to implement, is also inefficient.

- (-) Finding the directory structure and the disk-allocation data structures takes time and extra disk accesses.
- (-) External fragmentation can greatly increase swapping times by forcing multiple seeks during reading or writing.

We can improve performance

- (a) By **caching** the block location information in physical memory and
- (b) By using **special tools** to allocate physically contiguous blocks for the swap file **(II) Separate disk partition:**

In this a separate swap-space storage manager is used to allocate and de-allocate the blocks. This manager is designed for speed, rather than for storage efficiency.

- (-) Internal fragmentation may increase, but this tradeoff is acceptable.
- (+) Data in the swap space generally live for much shorter amounts of time than do files in the file system
- (+) The swap area may be accessed much more frequently.

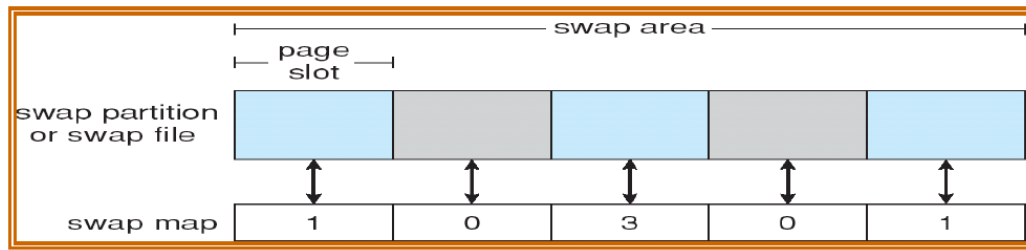
This approach creates a fixed amount of swap space during disk partitioning. Adding more swap space can be done by

1. Repartitioning of the disk or
2. Adding another swap space elsewhere.

### **Swap-Space Management: An Example**

- BSD allocates swap space when process starts; holds text segment (the program) and data segment.
- Kernel uses swap maps to track swap-space use.
- Solaris 2 allocates swap space only when a page is forced out of physical memory, not when the virtual memory page is first created.

## Data Structures for Swapping on Linux Systems



## OPERATING SYSTEMS

### QUESTION BANK

#### UNIT – I TWO MARKS

##### 1. What is an Operating System?

An operating system is a program that manages the computer hardware. It also provides a basis for application intermediary between a user of a computer and the computer hardware. It controls and coordinates the use of

various application programs for the various users.

## **2. Why is the Operating System viewed as a resource allocator & control program?**

A computer system has many resources – hardware & software that may be required to solve a problem, like CPU, file-storage space, I/O devices & so on. The OS acts as a manager for these resources so it is viewed as a resource allocator & control program because it manages the execution of user programs to prevent errors & improper use.

## **3. What is the Kernel?**

A more common definition is that the OS is the one program running at all times on the computer, usually called the kernel, with all other programs, except those being application programs.

## **4. What are Batch Systems?**

Batch systems are quite appropriate for executing large jobs that need little interaction. The user can submit jobs to the system and wait for results. It is not necessary to wait while the job is processed. Operators batched together jobs with similar needs and submit them to the computer as a group.

## **5. What is the advantage of Multiprogramming?**

Multiprogramming increases CPU utilization by organizing jobs so that the CPU always has one to execute. Since the main memory and the processor is switched from job to job as needed to keep several jobs advancing while the I/O devices are in use. Multiprogramming is the first instance where the Operating system must make decisions for the execution of jobs which are fairly sophisticated.

## **6. What is an Interactive Computer System?**

Interactive computer system provides direct communication between the user and the system. The user gives commands to the operating system or to a program directly, using a keyboard or mouse, and waits for immediate results.

## **7. What do you mean by Time-Sharing Systems?**

Time-sharing or multitasking is a logical extension of multiprogramming. It allows many users to share the computer system. The CPU executes multiple jobs by switching among them, but the switches occur so frequently that the user can interact with the program while it is running.

## **8. What are Multiprocessor Systems & give their advantages?**

Multiprocessor systems also known as parallel systems or tightly coupled systems are systems that have more than one processor with close communication, sharing the computer bus, the clock and sometimes memory & peripheral devices. Their advantages are:

- ☐ Increased throughput
- ☐ Economy of scale
- ☐ Increased reliability

## **9. What are the different types of Multiprocessing?**

**Symmetric multiprocessing (SMP):** In SMP each processor runs an identical copy of the OS & these copies can communicate with each other as needed. All processors are peers.

Examples are Windows NT, Solaris, Digital UNIX, and OS/2 & Linux.

**Asymmetric multiprocessing:** Each processor is assigned a specific task. A master processor controls the system and all other processors look to the master for instructions or predefined tasks. It defines a master-slave relationship. Example: SunOS V.3.

## **10. What is Graceful Degradation?**

In multiprocessor systems, failure of one processor will not halt the system, but only slow it down. If there is a failure of one processor then the remaining processors pick up the work of the failed processor. This ability to continue to operate with a reduced level of performance proportional to the surviving hardware is called graceful degradation.

## **11. What is Dual- Mode Operation?**

The dual mode operation provides us with the means for protecting the operating system from wrong users and programs. User mode and monitor mode are the two modes. Monitor mode is also called supervisor mode, system mode. Mode bit is attached to the hardware of the computer in order to indicate the current mode. Mode bit is '0' for monitor mode and '1' for user mode.

## **12. What are Privileged Instructions?**

Some of the machine instructions that may cause harm to a system are designated as privileged instructions. These instructions are used to change the state of the system.



privileged instructions to be executed only in monitor mode.

### **13. How can a user program disrupt the normal operations of a system?**

A user program may disrupt the normal operation of a system by,

- ☐ Issuing illegal I/O operations
- ☐ By accessing memory locations within the OS itself
- ☐ Refusing to relinquish the CPU

### **14. How is the protection for memory provided?**

The protection against illegal memory access is done by using two registers. The base register and the limit register. The base register holds the smallest legal physical address; the limit register contains the size of the range. The base and limit registers can be modified only by the OS using special privileged instructions

### **15. What are the various OS Components?**

The various system components are,

- ☐ Process management
- ☐ Main-memory management
- ☐ File management
- ☐ I/O-system management
- ☐ Secondary-storage management
- ☐ Networking
- ☐ Protection system
- ☐ Command-interpreter system

### **16. What is a Process?**

A process is a program in execution. It is the unit of work in a modern operating system. A process is an active entity consisting of a program counter specifying the next instructions to execute and a set of associated resources. It also includes the program's private temporary data and a data section containing global variables.

### **17. What is a Process State and mention the various States of a Process?**

As a process executes, it changes state. The state of a process is defined in part by the current activity of that process. A process may be in one of the following states:

- ☐ New
- ☐ Running
- ☐ Waiting
- ☐ Ready
- ☐ Terminated

### **18. What is Process Control Block (PCB)?**

Each process is represented in the operating system by a process control block also called a task control block. It contains information associated with a specific process. It simply acts as a repository for any information that may be needed by the process. It contains the following information:

- ☐ Process state
- ☐ Program counter
- ☐ CPU registers
- ☐ CPU-scheduling information
- ☐ Memory-management information
- ☐ Accounting information
- ☐ I/O status information

### **19. What is the use of Job Queues, Ready Queues & Device Queues?**

As a process enters a system, they are put into a job queue. This queue consists of all jobs in the system. The processes that are in main memory and are ready & waiting to execute are kept on a list called ready queue. The list of processes that are waiting for an I/O device is kept in the device queue.

**20. What is meant by Context Switch?**

Switching the CPU to another process requires saving the state of the old process and loading the saved state for the new task. This task is known as context switch. The context of a process is represented in the PCB of a process.

**21. What is Spooling?**

Spooling means **S**imultaneous **P**eripheral **O**perations **O**n **L**ine. It is a high-speed device like a disk is interposed between a high-speed program and a low-speed device involved with the program in input/output. It disassociates a running program from the operation of devices like printers.

**22. What are System Calls?**

System calls provide the interface between a process and the Operating system. System Calls are also called as Operating-system function call. When a system call is executed, it is treated as by the hardware as software interrupt through the interrupt vector to a service routine in the operating system, and the mode bit is set to monitor mode.

**23. List the services provided by an Operating System?**

- ☐ Program execution
- ☐ I/O Operation
- ☐ File-System manipulation
- ☐ Communications
- ☐ Error detection

**24. What are the two types of Real Time Systems?**

- ☐ Hard real time system
- ☐ Soft real time system

**25. What is the difference between Hard Real Time System and Soft Real Time System?**

A hard real time system guarantees that critical tasks complete on time. In a soft real time system, a critical real-time task may be delayed over the other tasks, and retains that priority until it completes. Soft real time systems have more limited utility than hard real time systems.

**26. Write the difference between Multiprogramming and Non - Multiprogramming?**

The operating system picks and begins to execute one of the jobs in the memory. Eventually, the job may have an I/O operation such as a tape to be mounted, or an I/O operation to complete. In a non-multiprogrammed system, the CPU must wait for the I/O operation to complete. In a multiprogramming system, the operating system simply switches to and executes another job. When that job needs an I/O operation, it is switched to another job, and so on. Eventually, the first job finishes waiting and gets the CPU back. As long as there is a job to execute, the CPU will never be idle.

**27. What are the design goals of an Operating System?**

The requirements can be divided into two basic groups: User goals and System goals. Users desire that the operating system be convenient and easy to use, easy to learn, reliable, safe and fast. The Operating system should be easy to install, easy to maintain. Also it should be flexible, reliable, error free and efficient. These are some of the requirements, which are the general solution.

**28. What are the five major categories of System Calls?**

- ☐ Process Control
- ☐ File-management
- ☐ Device-management
- ☐ Information maintenance
- ☐ Communications

**29. What is the use of Fork and Execve System Calls?**

Fork is a System call by which a new process is created. Execve is also a System call, which is used after a process has been created to replace the process memory space with a new program.

**30. Define Elapsed CPU time and Maximum CPU time?**

**Elapsed CPU Time:** Total CPU time used by a process to date.

**Maximum CPU Time:** Maximum amount of CPU time a process may use.

## **14 MARKS**

### **1. What are the system components of an Operating System and explain them?**

Common System Components,

- ☐ Process Management
- ☐ Main Memory Management
- ☐ File Management
- ☐ I/O System Management
- ☐ Secondary Management
- ☐ Networking
- ☐ Protection System
- ☐ Command-Interpreter System

### **2. Define System Calls. Write about the various System Calls.**

Introduction

Types of System Calls

- ☐ Process control
- ☐ File management
- ☐ Device management
- ☐ Information maintenance
- ☐ Communications

### **3. What is a Process? Explain the Process Control Block and the various Process States.**

Introduction

- ☐ An operating system executes a variety of programs:
- ☐ Batch system – jobs
- ☐ Time-shared systems – user programs or tasks
- ☐ Textbook uses the terms job and process almost interchangeably.
- ☐ Process – a program in execution; process execution must progress in sequential fashion.
- ☐ A process includes:
- ☐ Program counter
- ☐ Stack
- ☐ Data section
- ☐ Process State
- ☐ New: The process is being created.
- ☐ Running: Instructions are being executed.
- ☐ Waiting: The process is waiting for some event to occur.
- ☐ Ready: The process is waiting to be assigned to a process.
- ☐ Terminated: The process has finished execution.

### **4. Explain Process Creation and Process Termination**

Process Creation

Parent process creates children processes, which, in turn create other processes, forming a tree of processes.

- ☐ Resource sharing
- ☐ Parent and children share all resources.
- ☐ Children share subset of parent's resources.
- ☐ Parent and child share no resources.
- ☐ Execution
- ☐ Parent and children execute concurrently.
- ☐ Parent waits until children terminate.
- ☐ Address space

- ☐ Child duplicate of parent.
- ☐ Child has a program loaded into it.
- ☐ UNIX examples
- ☐ Fork system call creates new process
- ☐ Exec system call used after a fork to replace the process' memory space with a new program.

#### Process Termination

Process executes last statement and asks the OS to decide it (exit).

- ☐ Output the data from child to parent (via wait).
- ☐ Process' resources are deallocated by operating system.

Parent may terminate execution of children processes (abort).

- ☐ Child has exceeded allocated resources.
- ☐ Task assigned to child is no longer required.
- ☐ Parent is exiting.

Operating system does not allow child to continue if its parent terminates.

#### **5. Explain about Inter Process Communication.**

- ☐ Definition
- ☐ Message Passing System
- ☐ Naming
- ☐ Direct Communication
- ☐ Indirect Communication
- ☐ Synchronization
- ☐ Buffering

## **UNIT – II**

### **TWO MARKS**

#### **1. What is a Thread?**

A thread otherwise called a lightweight process (LWP) is a basic unit of CPU utilization, it comprises of a thread local register set and a stack. It shares with other threads belonging to the same process its code section, data section and resources such as open files and signals.

#### **2. What are the benefits of Multithreaded Programming?**

The benefits of multithreaded programming can be broken down into four major categories:

- ☐ Responsiveness
- ☐ Resource sharing
- ☐ Economy
- ☐ Utilization of multiprocessor architectures

#### **3. Compare User Threads and Kernel Threads.**

#### **4. Define Thread Cancellation & Target Thread.**

The thread cancellation is the task of terminating a thread before it has completed. A thread that is to be cancelled is called the target thread. For example, if multiple threads are concurrently searching through a database and one thread is cancelled, the remaining threads might be cancelled.

#### **User threads Kernel threads**

User threads are supported above the kernel and are implemented by a thread library at the user level. Kernel threads are created directly by the operating system. Thread creation & scheduling are done in the user space, without kernel intervention. User threads are fast to create and manage. Thread creation, scheduling and management are done by the operating system. Thread creation & management are slower compared to user threads. Blocking system call will cause the entire process to block.

If the thread performs a blocking system call, the

kernel can schedule another thread in the application for execution.

#### **5. What are the different ways in which a Thread can be cancelled?**

Cancellation of a target thread may occur in two different scenarios:

**Asynchronous cancellation:** One thread immediately terminates the target thread is called asynchronous cancellation.

**Deferred cancellation:** The target thread can periodically check if it should terminate, allowing the target thread to terminate itself in an orderly fashion.

#### **6. Define CPU Scheduling.**

CPU scheduling is the process of switching the CPU among various processes. CPU scheduling is the basic function of all operating systems. By switching the CPU among processes, the operating system can make the computer more efficient.

#### **7. What is Preemptive and Non - Preemptive scheduling?**

Under non - preemptive scheduling once the CPU has been allocated to a process, the process keeps the CPU until it terminates either by terminating or switching to the waiting state. Preemptive scheduling can preempt a process which is running between its execution and give the CPU to another process.

#### **8. What is a Dispatcher?**

The dispatcher is the module that gives control of the CPU to the process selected by the short-term scheduler.

- ☐ Switching context
- ☐ Switching to user mode
- ☐ Jumping to the proper location into the user program to restart that program.

#### **9. What is Dispatch Latency?**

The time taken by the dispatcher to stop one process and start another running is known as dispatch latency.

#### **10. What are the various scheduling criteria for CPU Scheduling?**

The various scheduling criteria are,

- ☐ CPU utilization
- ☐ Throughput
- ☐ Turnaround time
- ☐ Waiting time
- ☐ Response time

#### **11. Define Throughput?**

Throughput in CPU scheduling is the number of processes that are completed per unit time. For long processes, throughput might be 10 processes per hour; for short transactions, throughput might be 10 processes per second.

#### **12. What is Turnaround Time?**

Turnaround time is the interval from the time of submission to the time of completion of a process. It is the sum of the time spent waiting to get into memory, waiting in the ready queue, executing on the CPU, and doing I/O.

#### **13. Define Race Condition.**

When several processes access and manipulate same data concurrently, then the outcome of the execution depends on the sequence in which the access takes place is called race condition. To avoid race condition, only one process at a time can access the shared variable.

#### **14. What is Critical Section problem?**

Consider a system consists of 'n' processes. Each process has segment of code called a critical section, in which it can be changing common variables, updating a table, writing a file. When one process is executing in its critical section, no other process is allowed executing in its critical section.

#### **15. What are the requirements that a solution to the Critical Section Problem must satisfy?**

The three requirements are,

- ☐ Mutual exclusion
- ☐ Progress
- ☐ Bounded waiting

#### **16. Define Entry Section and Exit Section.**

The critical section problem is to design a protocol that the processes can use to cooperate. Each process must enter its critical section. The section of the code implementing this request is the entry section. The critical section is the exit section. The remaining code is the remainder section.

**17. Give two hardware instructions and their definitions which can be used for implementing Mutual Exclusion.**

**Test And Set**

```
boolean TestAndSet (boolean &target)
{
    boolean rv = target;
    target = true;
    return rv;
}
```

**Swap**

```
void Swap (boolean &a, boolean &b)
{
    boolean temp = a;
    a = b;
    b = temp;
}
```

**18. What is a Semaphore?**

A semaphore 'S' is a synchronization tool which is an integer value that, apart from initialization, is accessible only through standard atomic operations; wait and signal. Semaphores can be used to deal with the n-process critical section problem. They are used to solve various synchronization problems.

The classic definition of 'wait'

```
wait (S)
{
    while (S<=0)
        S--;
}
```

The classic definition of 'signal'

```
signal (S)
{
    S++;
}
```

**19. Define Busy Waiting and Spinlock.**

When a process is in its critical section, any other process that tries to enter its critical section must loop continuously. This is called as busy waiting and this type of semaphore is also called a spinlock, because the process while waiting.

**20. How can we say the First Come First Served scheduling algorithm is Non Preemptive?**

Once the CPU has been allocated to the process, that process keeps the CPU until it releases, either by termination or voluntarily. So we can say the First Come First Served scheduling algorithm is non preemptive.

**21. What is Waiting Time in CPU scheduling?**

Waiting time is the sum of periods spent waiting in the ready queue. CPU scheduling algorithm affects only the time a process spends waiting in the ready queue.

**22. What is Response Time in CPU scheduling?**

Response time is the measure of the time from the submission of a request until the first response is produced. It is the time of time it takes to start responding, but not the time that it takes to output that response.

**23. Differentiate Long Term Scheduler and Short Term Scheduler**

The long-term scheduler or job scheduler selects processes from the job pool and loads them into memory for execution.

term scheduler or CPU scheduler selects from among the process that are ready to execute, and allocates the CPU.

**24. Write some classical problems of Synchronization?**

- ☐ The Bounded-Buffer Problem
- ☐ The Readers-Writers Problem
- ☐ The Dining Philosophers Problem

**25. When the error will occur when we use the Semaphore?**

- ☐ When the process interchanges the order in which the wait and signal operations on the semaphore mutex.
- ☐ When a process replaces a signal (mutex) with wait (mutex).
- ☐ When a process omits the wait (mutex), or the signal (mutex), or both.

**26. What is Mutual Exclusion?**

A way of making sure that if one process is using a shared modifiable data, the other processes will be excluded from doing so simultaneously. Each process executing the shared data variables excludes all others from doing so simultaneously. This is called mutual exclusion.

**27. Define the term Critical Regions?**

Critical regions are small and infrequent so that system throughput is largely unaffected by their existence. Critical regions are a useful structure for implementing mutual exclusion over a shared variable.

**28. What are the drawbacks of Monitors?**

- ☐ Monitor concept is its lack of implementation most commonly used programming languages.
- ☐ There is the possibility of deadlocks in the case of nested monitor's calls.

**29. What are the two levels in Threads?**

Thread is implemented in two ways.

- ☐ User level and Kernel level

**30. What is a Gantt Chart?**

A two dimensional chart that plots the activity of a unit on the Y-axis and the time on the X-axis. The chart quantifies the activities of the units are serialized.

**31. Define Deadlock.**

A process requests resources; if the resources are not available at that time, the process enters a wait state. It never again change state, because the resources they have requested are held by other waiting processes. This is called a deadlock.

**32. What is the sequence in which resources may be utilized?**

Under normal mode of operation, a process may utilize a resource in the following sequence:

- ☐ Request: If the request cannot be granted immediately, then the requesting process must wait until it can acquire the resource.
- ☐ Use: The process can operate on the resource.
- ☐ Release: The process releases the resource.

**33. What are conditions under which a deadlock situation may arise?**

A deadlock situation can arise if the following four conditions hold simultaneously in a system:

- ☐ Mutual exclusion
- ☐ Hold and wait
- ☐ No pre-emption
- ☐ Circular wait

**34. What is a Resource-Allocation Graph?**

Deadlocks can be described more precisely in terms of a directed graph called a system resource allocation graph. It consists of a set of vertices  $V$  and a set of edges  $E$ . The set of vertices  $V$  is partitioned into two different types of nodes:  $P$  the set consisting of all active processes in the system and  $R$  the set consisting of all resource types in the system.

**35. Define Request Edge and Assignment Edge.**

A directed edge from process  $P_i$  to resource type  $R_j$  is denoted by  $P_i \rightarrow R_j$ ; it signifies that process  $P_i$  requested type  $R_j$  and is currently waiting for that resource. A directed edge from resource type  $R_j$  to process  $P_i$  is denoted by  $R_j \rightarrow P_i$ .

that an instance of resource type has been allocated to a process  $P_i$ . A directed edge  $P_i \rightarrow R_j$  is called a request edge.  $R_j \rightarrow P_i$  is called an assignment edge.

### 36. What are the methods for Handling Deadlocks?

The deadlock problem can be dealt with in one of the three ways:

- ☐ Use a protocol to prevent or avoid deadlocks, ensuring that the system will never enter a deadlock state.
- ☐ Allow the system to enter the deadlock state, detect it and then recover.
- ☐ Ignore the problem all together, and pretend that deadlocks never occur in the system.

### 37. Define Deadlock Prevention.

Deadlock prevention is a set of methods for ensure that at least any one of the four necessary conditions like hold and wait, no pre-emption and circular wait cannot hold. By ensuring that that at least one of these conditions occurrence of a deadlock can be prevented.

### 38. Define Deadlock Avoidance.

An alternative method for avoiding deadlocks is to require additional information about how resources are requested. request requires the system consider the resources currently available, the resources currently allocated to each process, requests and releases of each process, to decide whether the could be satisfied or must wait to avoid a possible future deadlock.

### 39. What are a Safe State and an Unsafe State?

A state is safe if the system can allocate resources to each process in some order and still avoid a deadlock. A state is only if there exists a safe sequence. A sequence of processes  $\langle P_1, P_2, \dots, P_n \rangle$  is a safe sequence for the current state if, for each  $P_i$ , the resource that  $P_i$  can still request can be satisfied by the current available resource plus the resource held by processes  $P_j$  for  $j < i$ . if no such sequence exists, then the system state is said to be unsafe.

### 40. What is Banker's Algorithm?

Banker's algorithm is a deadlock avoidance algorithm that is applicable to a resource allocation system with multiple resource type. The two algorithms used for its implementation are:

**Safety algorithm:** The algorithm for finding out whether or not a system is in a safe state.

**Resource-request algorithm:** if the resulting resource-allocation is safe, the transaction is completed and process is granted resources. If the new state is unsafe  $P_i$  must wait and the old resource-allocation state is restored.

### 41. Define Logical Address and Physical Address.

An address generated by the CPU is referred as logical address. An address seen by the memory unit that is memory address register of the memory is commonly referred to as physical address.

### 42. What are Logical Address Space and Physical Address Space?

The set of all logical addresses generated by a program is called a logical address space; the set of all physical addresses mapped to these logical addresses is a physical address space.

### 43. What is the main function of the Memory-Management Unit?

The runtime mapping from virtual to physical addresses is done by a hardware device called a memory management unit.

### 44. What are the methods for dealing the Deadlock Problem?

- ☐ Use a protocol to ensure that the system will never enter a deadlock state.
- ☐ Allow the system to enter the deadlock state and then recover.
- ☐ Ignore the problem all together, and pretend that deadlocks never occur in the system.

### 45. Differentiate Deadlock and Starvation.

A set of processes is in deadlock state when every process in the set is waiting for an event that can be caused only by a process in the set. Starvation or indefinite blocking is a situation where processes wait indefinitely within the semaphore.

**14 MARKS**

### 1. Write about the various CPU Scheduling Algorithms.

- ☐ Optimization Criteria
- ☐ First-Come, First-Served (FCFS) Scheduling
- ☐ Shortest-Job-First (SJF) Scheduling



- Priority Scheduling
- Round Robin (RR)
- Multilevel Queue
- Multilevel Feedback Queue

## 2. Explain the classical problem on Synchronization.

Classical Problems are,

- Bounded-Buffer Problem
- Readers and Writers Problem
- Dining-Philosophers Problem

## 3. Explain about Monitors.

Introduction

High-level synchronization construct allows the safe sharing of an abstract data type among concurrent processes.

monitor monitor-name

{s

shared variable declarations

procedure body P1 (...) { ... }

procedure body P2 (...) { ... }

procedure body Pn (...) { ... }

{i

initialization code

}}

## 4. Monitor Implementation Using Semaphores

- Variables

semaphore mutex; // (initially = 1)

semaphore next; // (initially = 0)

int next-count = 0;

- Each external procedure F will be replaced by  
wait(mutex);

...

body of F;

...i

if (next-count > 0)

signal(next)

else

signal(mutex);

- Mutual exclusion within a monitor is ensured.

- For each condition variable x, we have:

semaphore x-sem; // (initially = 0)

int x-count = 0;

- The operation x.wait can be implemented as:

x-count++;

if (next-count > 0)

signal(next);

else

signal(mutex);

wait(x-sem);

x-count--;

- The operation x.signal can be implemented as:

```

if (x-count > 0) { next-count++;
signal(x-sem);
wait(next);
next-count--; }

```

### 5. Give a detailed description about Deadlocks and its Characterization

- ☐ Deadlock Characterization
- ☐ Necessary Conditions
- ☐ Mutual exclusion: only one process at a time can use a resource.
- ☐ Hold and wait: a process holding at least one resource is waiting to acquire additional resources held by other processes.
- ☐ No preemption: a resource can be released only voluntarily by the process holding it, after that process has completed its task.
- ☐ Circular wait: there exists a set  $\{P_0, P_1, \dots, P_{n-1}\}$  of waiting processes such that  $P_0$  is waiting for a resource that is held by  $P_1$ ,  $P_1$  is waiting for a resource that is held by  $P_2$ , ...,  $P_{n-1}$  is waiting for a resource that is held by  $P_0$ .

### 6. Explain about the methods used to Prevent Deadlocks

- ☐ Deadlock Prevention
- ☐ Mutual Exclusion – not required for sharable resources; must hold for non-sharable resources.
- ☐ Hold and Wait – must guarantee that whenever a process requests a resource, it does not hold any other resources.
- ☐ No Preemption
- ☐ Circular Wait – impose a total ordering of all resource types, and require that each process requests resources in an increasing order of enumeration.

### 7. Write in detail about Deadlock Avoidance.

- ☐ Multiple instances.
- ☐ Each process must a priori claim maximum use.
- ☐ When a process requests a resource it may have to wait.
- ☐ When a process gets all its resources it must return them in a finite amount of time.
- ☐ Data Structures for the Banker's Algorithm, Safety Algorithm
- ☐ Resource-Request Algorithm for Process  $P_i$
- ☐ Example of Banker's Algorithm

## UNIT –III TWO MARKS

### 1. Define Dynamic Loading.

To obtain better memory-space utilization dynamic loading is used. With dynamic loading, a routine is not loaded into memory until it is needed. Routines are kept on disk in a relocatable load format. The main program is loaded into memory and executed. When another routine is needed, the calling routine checks whether the routine has been loaded. If not, the relocatable linking routine loads the desired program into memory.

### 2. Define Dynamic Linking.

Dynamic linking is similar to dynamic loading, rather than loading being postponed until execution time, linking is postponed until the routine is needed. This feature is usually used with system libraries, such as language subroutine libraries. A stub is included in the routine reference. The stub is a small piece of code that indicates how to locate the appropriate memory-resident routine. It loads the library if the routine is not already present.

### 3. What are Overlays?

To enable a process to be larger than the amount of memory allocated to it, overlays are used. The idea is to load only those instructions and data that are needed at a given time. When other instructions are needed, the instructions currently in memory are replaced by those occupied previously by instructions that are no longer needed.

### 4. Define Swapping.

A process needs to be in memory to be executed. However a process can be swapped temporarily out of memory to a disk and then brought back into memory for continued execution. This process is called swapping.

**5. What do you mean by Best Fit?**

Best fit allocates the smallest hole that is big enough. The entire list has to be searched, unless it is sorted, which produces the smallest leftover hole.

**6. What do you mean by First Fit?**

First fit allocates the first hole that is big enough. Searching can either start at the beginning of the set of holes or the first-fit search ended. Searching can be stopped as soon as a free hole that is big enough is found.

**7. How is memory protected in a paged environment?**

Protection bits that are associated with each frame accomplish memory protection in a paged environment. The protection bits are checked to verify that no writes are being made to a read-only page.

**8. What is External Fragmentation?**

External fragmentation exists when enough total memory space exists to satisfy a request, but it is not contiguous. It is fragmented into a large number of small holes.

**9. What is Internal Fragmentation?**

When the allocated memory may be slightly larger than the requested memory, the difference between these two is called internal fragmentation.

**10. What do you mean by Compaction?**

Compaction is a solution to external fragmentation. The memory contents are shuffled to place all free memory into one contiguous block. It is possible only if relocation is dynamic, and is done at execution time.

**11. What are Pages and Frames?**

Paging is a memory management scheme that permits the physical-address space of a process to be non-contiguous. In paging, physical memory is broken into fixed-sized blocks called frames and logical memory is broken into fixed-sized blocks called pages.

**12. What is the use of Valid-Invalid Bits in Paging?**

When the bit is set to valid, this value indicates that the associated page is in the process's logical address space. If the bit is said to be invalid, this value indicates that the page is not in the process's logical address space. The valid bit traps illegal addresses.

**13. What is the basic method of Segmentation?**

Segmentation is a memory management scheme that supports the user view of memory. A logical address is divided into segments. The logical address consists of segment number and offset. If the offset is legal, it is added to the segment base to get the address in physical memory of the desired byte.

**14. A Program containing relocatable code was created, assuming it would be loaded at address 0. It refers to the following addresses: 50,78,150,152,154. If the program is loaded into memory starting at address 250, those addresses have to be adjusted?**

All addresses need to be adjusted upward by 250. So the adjusted addresses would be 300, 328, 400, 402, and 404.

**15. What is Virtual Memory?**

Virtual memory is a technique that allows the execution of processes that may not be completely in memory. It separates logical memory from physical memory. This separation provides an extremely large virtual memory, when physical memory is available.

**16. What is Demand Paging?**

Virtual memory is commonly implemented by demand paging. In demand paging, the pager brings only the pages of a process into memory instead of swapping in a whole process. Thus it avoids reading into memory pages that will not be used, saving the swap time and the amount of physical memory needed.

**17. Define Lazy Swapper.**

Rather than swapping the entire process into main memory, a lazy swapper is used. A lazy swapper never swaps a page into memory unless that page will be needed.

**18. What is a Pure Demand Paging?**

When starting execution of a process with no pages in memory, the operating system sets the instruction pointer to the first instruction of the process, which is on a non-memory resident page, the process immediately faults for the page. After the fault, the page is swapped into memory and the instruction pointer is updated.

memory, the process continues to execute, faulting as necessary until every page that it needs is in memory and can execute with no more faults. This schema is pure demand paging.

**19. Define Effective Access Time.**

Let  $p$  be the probability of a page fault ( $0 \leq p \leq 1$ ). The value of  $p$  is expected to be close to 0; that is, there will be no page faults. The effective access time is, Effective access time =  $(1-p) * ma + p * \text{page fault time}$ .  $ma$  : memory-access time

**20. Define Secondary Memory.**

This memory holds those pages that are not present in main memory. The secondary memory is usually a high-speed disk, as the swap device, and the section of the disk used for this purpose is known as swap space.

**21. What is the basic approach of Page Replacement?**

If no frame is free is available, find one that is not currently being used and free it. A frame can be freed by writing its contents to swap space, and changing the page table to indicate that the page is no longer in memory. Now the freed frame can be used for which the process faulted.

**22. What is the various Page Replacement Algorithms used for Page Replacement?**

- ☐ FIFO page replacement
- ☐ Optimal page replacement
- ☐ LRU page replacement
- ☐ LRU approximation page replacement
- ☐ Counting based page replacement
- ☐ Page buffering algorithm.

**23. What are the major problems to implement Demand Paging?**

The two major problems to implement demand paging is developing,

- ☐ Frame allocation algorithm
- ☐ Page replacement algorithm

**24. What is a Reference String?**

An algorithm is evaluated by running it on a particular string of memory references and computing the number of page faults. A string of memory reference is called a reference string.

**14 MARKS**

**1. Explain Dynamic Storage-Allocation Problem**

- ☐ **First-fit:** Allocate the first hole that is big enough.
- ☐ **Best-fit:** Allocate the smallest hole that is big enough; must search entire list, unless ordered by size. Produces the smallest leftover hole.
- ☐ **Worst-fit:** Allocate the largest hole; must also search entire list. Produces the largest leftover hole. First-fit is better than worst-fit in terms of the speed and storage utilization.

**2. Explain about Fragmentation**

Fragmentation

- ☐ External Fragmentation – total memory space exists to satisfy a request, but it is not contiguous.
- ☐ Internal Fragmentation – allocated memory may be slightly larger than requested memory; this size difference is called internal fragmentation, but not being used.
- ☐ Reduce external fragmentation by compaction
- ☐ Shuffle memory contents to place all free memory together in one large block.
- ☐ Compaction is possible only if relocation is dynamic, and is done at execution time.
- ☐ I/O problem

**3. Explain the concept of Paging**

Basic method

- ☐ Logical address space of a process can be noncontiguous; process is allocated physical memory whenever the

- ☐ Divide physical memory into fixed-sized blocks called frames (size is power of 2, between 512 bytes and 8192 bytes).
- ☐ Divide logical memory into blocks of same size called pages.
- ☐ Keep track of all free frames.
- ☐ To run a program of size n pages, need to find n free frames and load program.
- ☐ Set up a page table to translate logical to physical addresses.
- ☐ Internal fragmentation.

#### Address Translation Scheme

Address generated by CPU is divided into:

- ☐ Page number (p) – used as an index into a page table which contains base address of each page in physical memory.
- ☐ Page offset (d) – combined with base address to define the physical memory address that is sent to the memory.

#### 4. Explain the types of Page Table Structure

- ☐ Hierarchical Paging
- ☐ Hashed Page Tables
- ☐ Inverted Page Tables

#### 5. Explain about Segmentation in detail.

Basic method

- ☐ Memory-management scheme that supports user view of memory Segmentation Architecture
- ☐ Logical address
- ☐ Segment table
- ☐ Base
- ☐ Limit
- ☐ Segment-table base register (STBR)
- ☐ Segment-table length register (STLR)
- ☐ Relocation.

Sharing

- ☐ Shared segments
- ☐ Same segment number

Allocation

- ☐ First fit/best fit
- ☐ external fragmentation

Protection With each entry in segment table associate:

- ☐ Validation bit = 0 ☐ illegal segment
- ☐ Read/write/execute privileges

Protection bits associated with segments; code sharing occurs at segment level. Since segments vary in length, dynamic storage-allocation problem. A segmentation example is shown in the following diagram.

## UNIT – IV TWO MARKS

### 1. What is a File?

A file is a named collection of related information that is recorded on secondary storage. A file contains either data or program. It has certain “structure” based on its type.

- ☐ File attributes: Name, identifier, type, size, location, protection, time, date
- ☐ File operations: creation, reading, writing, repositioning, deleting, truncating, appending, renaming
- ☐ File types: executable, object, library, source code etc.

### 2. List the various File Attributes.

A file has certain other attributes, which vary from one operating system to another, but typically consist of name, type, location, size, protection, time, date and user identification.

### 3. What are the various File Operations?

The basic file operations are,

- ☐ Creating a file
- ☐ Writing a file
- ☐ Reading a file
- ☐ Repositioning within a file
- ☐ Deleting a file
- ☐ Truncating a file

#### **4. What is the information associated with an Open File?**

Several pieces of information are associated with an open file which may be:

- ☐ File pointer
- ☐ File open count
- ☐ Disk location of the file
- ☐ Access rights

#### **5. What are the different Accessing Methods of a File?**

The different types of accessing a file are:

- ☐ Sequential access: Information in the file is accessed sequentially
- ☐ Direct access: Information in the file can be accessed without any particular order.
- ☐ Other access methods: Creating index for the file, indexed sequential access method (ISAM) etc.

#### **6. What is Directory?**

The device directory or simply known as directory records information- such as name, location, size, and the particular partition. The directory can be viewed as a symbol table that translates file names into their directory

#### **7. What are the operations that can be performed on a Directory?**

The operations that can be performed on a directory are,

- ☐ Search for a file
- ☐ Create a file
- ☐ Delete a file
- ☐ Rename a file
- ☐ List directory
- ☐ Traverse the file system

#### **8. What are the most common schemes for defining the Logical Structure of a Directory?**

The most common schemes for defining the logical structure of a directory

- ☐ Single-Level Directory
- ☐ Two-level Directory
- ☐ Tree-Structured Directories
- ☐ Acyclic-Graph Directories
- ☐ General Graph Directory

#### **9. Define UFD and MFD.**

In the two-level directory structure, each user has own user file directory (UFD). Each UFD has a similar structure of files of a single user. When a job starts the system's master file directory (MFD) is searched. The MFD is indexed by account number, and each entry points to the UFD for that user.

#### **10. What is a Path Name?**

A pathname is the path from the root through all subdirectories to a specified file. In a two-level directory structure, file name define a path name.

#### **11. What is Access Control List (ACL)?**

The most general scheme to implement identity-dependent access is to associate with each file and directory an

#### **12. Define Equal Allocation.**

The way to split ' $m$ ' frames among ' $n$ ' processes is to give everyone an equal share,  $m/n$  frames. For instance

and 5 processes, each process will get 18 frames. The leftover 3 frames could be used as a free-frame buffer pool for equal allocation.

**13. What is the cause of Thrashing? How does the system detect thrashing? Once it detects thrashing, what can the system do to eliminate this problem?**

Thrashing is caused by under allocation of the minimum number of pages required by a process, forcing it to swap pages. The system can detect thrashing by evaluating the level of CPU utilization as compared to the level of multiprogramming. Thrashing can be eliminated by reducing the level of multiprogramming.

**14. If the average page faults service time of 25 ms and a memory access time of 100ns. Calculate the effective access time.**

Effective access time =  $(1-p) \times m_a + p \times \text{page fault time}$   
 $= (1-p) \times 100 + p \times 25000000$   
 $= 100 - 100p + 25000000 \times p = 100 + 24999900p$

**15. What is Belady's Anomaly?**

For some page replacement algorithms, the page fault rate may increase as the number of allocated frames increases.

**16. What are the different types of Access?**

Different types of operations may be controlled in access type. These are,

- ☐ Read
- ☐ Write
- ☐ Execute
- ☐ Append
- ☐ Delete
- ☐ List

**17. What are the types of Path Names?**

Path names can be of two types.

- ☐ **Absolute path name:** Begins at the root and follows a path down to the specified file, giving the directory name.
- ☐ **Relative path name:** Defines a path from the current directory.

**18. What is meant by Locality of Reference?**

The locality model states that, as a process executes, it moves from locality to locality. Locality is of two types.

- ☐ Spatial locality
- ☐ Temporal locality.

**19. What are the various layers of a File System?**

The file system is composed of many different levels. Each level in the design uses the feature of the lower levels as features for use by higher levels.

- ☐ Application programs
- ☐ Logical file system
- ☐ File-organization module
- ☐ Basic file system
- ☐ I/O control
- ☐ Devices

**20. What are the Structures used in File-System Implementation?**

Several on-disk and in-memory structures are used to implement a file system

- ☐ On-disk structure include
  - ☐ Boot control block
  - ☐ Partition block
  - ☐ Directory structure used to organize the files in File control block (FCB)
- ☐ In-memory structure include
  - ☐ In-memory partition table
  - ☐ In-memory directory structure
  - ☐ System-wide open file table
  - ☐ Per-process open table

**21. What are the Functions of Virtual File System (VFS)?**

It has two functions,

- ☐ It separates file-system-generic operations from their implementation defining a clean VFS interface. It allows different types of file systems mounted locally.
- ☐ VFS is based on a file representation structure, called a vnode. It contains a numerical value for a network kernel maintains one vnode structure for each active file or directory.

**22. Define Seek Time and Latency Time.**

The time taken by the head to move to the appropriate cylinder or track is called seek time. Once the head is at the track until the desired block rotates under the read- write head. This delay is latency time.

**23. What are the Allocation Methods of a Disk Space?**

Three major methods of allocating disk space which are widely in use are

- ☐ Contiguous allocation
- ☐ Linked allocation
- ☐ Indexed allocation

**24. What are the advantages of Contiguous Allocation?**

The advantages are,

- ☐ Supports direct access
- ☐ Supports sequential access
- ☐ Number of disk seeks is minimal.

**25. What are the drawbacks of Contiguous Allocation of Disk Space?**

The disadvantages are,

- ☐ Suffers from external fragmentation
- ☐ Suffers from internal fragmentation
- ☐ Difficulty in finding space for a new file
- ☐ File cannot be extended
- ☐ Size of the file is to be declared in advance

**26. What are the advantages of Linked Allocation?**

The advantages are,

- ☐ No external fragmentation
- ☐ Size of the file does not need to be declared

**27. What are the disadvantages of Linked Allocation?**

The disadvantages are,

- ☐ Used only for sequential access of files.
- ☐ Direct access is not supported
- ☐ Memory space required for the pointers.
- ☐ Reliability is compromised if the pointers are lost or damaged

**28. What are the advantages of Indexed Allocation?**

The advantages are,

- ☐ No external-fragmentation problem
- ☐ Solves the size-declaration problems
- ☐ Supports direct access

**29. How can the index blocks be implemented in the Indexed Allocation Scheme?**

The index block can be implemented as follows,

- ☐ Linked scheme



- ☐ Multilevel scheme
- ☐ Combined scheme

**30. Define Rotational Latency and Disk Bandwidth.**

Rotational latency is the additional time waiting for the disk to rotate the desired sector to the disk head. The number of bytes transferred, divided by the time between the first request for service and the completion of the transfer.

**31. How free-space is managed using Bit Vector Implementation?**

The free-space list is implemented as a bit map or bit vector. Each block is represented by 1 bit. If the block is free, the bit is 1. If the block is allocated, the bit is 0.

**32. Define Buffering.**

A buffer is a memory area that stores data while they are transferred between two devices or between a device and a program.

Buffering is done for three reasons,

- ☐ To cope with a speed mismatch between the producer and consumer of a data stream
- ☐ To adapt between devices that have different data-transfer sizes
- ☐ To support copy semantics for application I/O

**14 MARKS**

**1. Explain the File System Structure in detail**

- ☐ None - sequence of words, bytes
- ☐ Simple record structure
- ☐ Lines
- ☐ Fixed length
- ☐ Variable length
- ☐ Complex Structures
- ☐ Formatted document
- ☐ Relocatable load file
- ☐ Can simulate the last two with the first method by inserting appropriate control characters.
- ☐ Who decides?
- ☐ Operating system
- ☐ Program

**2. Discuss the File System Organization and File System Mounting.**

A file system must be mounted before it can be accessed. An unmounted file system is mounted at a mount point.

- ☐ Existing
- ☐ Unmounted Partition
- ☐ Mount Point

**3. Explain about File Sharing.**

- ☐ Introduction
- ☐ File Sharing – Remote File Systems
- ☐ File Sharing – Failure Modes
- ☐ File Sharing – Consistency Semantics

**4. Explain about the File System Implementation.**

- ☐ File System Structure
- ☐ File System Implementation
- ☐ Directory Implementation
- ☐ Allocation Methods
- ☐ Free-Space Management
- ☐ Efficiency and Performance
- ☐ Recovery and Log-Structured File Systems

☐ NFS

**5. Explain about various Allocation Methods.**

An allocation method refers to how disk blocks are allocated for files:

- ☐ Contiguous allocation
- ☐ Linked allocation
- ☐ Indexed allocation

**UNIT – V**  
**TWO MARKS**

**1. Define Caching.**

A cache is a region of fast memory that holds copies of data. Access to the cached copy is more efficient than access to the original data. Caching and buffering are distinct functions, but sometimes a region of memory can be used for both purposes.

**2. Define Spooling.**

A spool is a buffer that holds output for a device, such as printer, that cannot accept interleaved data stream. When a program finishes printing, the spooling system queues the corresponding spool file for output to the printer. The spooling system then dequeues spool files to the printer one at a time.

**3. What are the various Disk-Scheduling Algorithms?**

The various disk-scheduling algorithms are,

- ☐ First Come First Served Scheduling
- ☐ Shortest Seek Time First Scheduling
- ☐ SCAN Scheduling
- ☐ C-SCAN Scheduling
- ☐ LOOK scheduling

**4. What is Low-Level Formatting?**

Before a disk can store data, it must be divided into sectors that the disk controller can read and write. This process is called low-level formatting or physical formatting. Low-level formatting fills the disk with a special data structure for each sector. Each sector consists of a header, a data area, and a trailer.

**5. What is the use of Boot Block?**

For a computer to start running when powered up or rebooted it needs to have an initial program to run. This program is called the bootstrap program. It is to be simple. It finds the operating system on the disk loads that kernel into memory and jumps to an initial program execution. The full bootstrap program is stored in a partition called the boot blocks, at fixed location on the disk that has boot partition is called boot disk or system disk.

**6. What is Sector Sparing?**

Low-level formatting also sets aside spare sectors not visible to the operating system. The controller can be used to replace a bad sector logically with one of the spare sectors. This scheme is known as sector sparing or forwarding.

**7. What are the techniques used for performing I/O.**

- ☐ Programmed I/O
- ☐ Interrupt driven I/O
- ☐ Direct Memory Access (DMA).

**8. Give an example of an application in which data in a file should be accessed in the following order:**

*Sequentially* - Print the content of the file.

*Randomly* - Print the content of record *i*. This record can be found using hashing or index techniques

**9. What problems could occur if a system allowed a file system to be mounted simultaneously at more than one location?**

There would be multiple paths to the same file, which could confuse users or encourage mistakes. (Deleting a file in one path would delete the file in all the other paths.)

**10. Why must the bit map for file allocation be kept on mass storage rather than in main memory?**

In case of system crash (memory failure), the free-space list would not be lost as it would be if the bit map was in memory.

**11. What criteria should be used in deciding which strategy is best utilized for a particular file?**

- ☐ **Contiguous** - File is usually accessed sequentially, if file is relatively small.
- ☐ **Linked** - File is usually accessed sequentially, if the file is large.
- ☐ **Indexed** - File is usually accessed randomly, if file is large.

**12. What is meant by RAID?**

"RAID" is now used as an umbrella term for computer data storage schemes that can divide and replicate data across multiple disk drives. The different schemes architectures are named by the word RAID followed by a number, as in RAID 0, RAID 1, RAID 5, RAID 6, RAID 10, etc. RAID's various designs involve two key design goals: increase data reliability and/or increase output performance. When physical disks are set up to use RAID technology, they are said to be *in* a *RAID* array.

**13. What is meant by Stable Storage?**

**Stable storage** is a classification of computer data storage technology that guarantees atomicity for any given write operation. It allows software to be written that is robust against some hardware and power failures. To be considered atomic, a write to a just written-to portion of the disk, the storage subsystem must return either the write data or the data that was on the disk before the write operation.

**14. What is meant by Tertiary Storage?**

**Tertiary storage** or **tertiary memory** provides a third level of storage. Typically it involves a robotic mechanism that automatically (insert) and *dismount* removable mass storage media into a storage device according to the system's demands; the data is then moved to secondary storage before use.

**15. Write a note on Descriptor?**

UNIX processes use *descriptors* to reference I/O streams. Descriptors are small unsigned integers obtained from the kernel via system calls.. A *read* or *write* system call can be applied to a descriptor to transfer data. The *close* system call closes any descriptor. Descriptors represent underlying objects supported by the kernel, and are created by system calls. Each object. In 4.4BSD, three kinds of objects can be represented by descriptors: files, pipes, and sockets.

**16. Write short notes on Pipes?**

A *pipe* is a linear array of bytes, as is a file, but it is used solely as an I/O stream, and it is unidirectional. It also cannot be opened with *open*. Instead, it is created by the *pipe* system call, which returns two descriptors, one for reading and one for writing, that is sent to the other descriptor reliably, without duplication, and in order. The system also supports a named pipe, which has properties identical to a pipe, except that it appears in the file system; thus, it can be opened using the *open* system call. Processes that wish to communicate each other use the FIFO: One opens it for reading, the other for writing.

**14 MARKS**

**1. Explain the allocation methods for disk space?**

**2. What are the various methods for free space management?**

**3. Write about the kernel I/O subsystem.**

**4. Explain the various disk scheduling techniques**

- ☐ FCFS
- ☐ SSTF
- ☐ SCAN
- ☐ C-SCAN
- ☐ C-LOOK

**5. Write notes about disk management and swap-space management.**

**6. Explain in detail the allocation and freeing the file storage space.**

**7. Explain the backup and recovery of files.**

**8. Discuss with diagrams the following three disk scheduling: FCFS, SSTF, CSCAN.**

**9. Compare and contrast the FREE SPACE and SWAP SPACE management.**

10. Explain the disk scheduling algorithms
11. Describe the most common schemes for defining the logical structure of a Directory.
12. Explain the life cycle of an I/O request with flowchart.
13. Discuss about the UNIX file system in detail.
14. Discuss briefly about Memory Management in UNIX.
15. Explain the process management under LINUX OS.
16. In what ways the directory is implemented?
17. Explain linked allocation in detail.
18. Write the indexed allocation with its performance.
19. Explain the I/O hardware.
20. Explain in detail about Raid
  - ☐ RAID 1
  - ☐ RAID 2
  - ☐ RAID 3
  - ☐ RAID 4
  - ☐ RAID 5

## ONLINE QUESTIONS

### UNIT-I

Questions	opt1	opt2	opt3	opt4	opt5	opt6	answer
Operating system is referred as	Control program	Resource allocator	Resource manager	All of these			All of these
Systems have more than one processor in close communication are called	Tightly coupled system	Loosely coupled systems	Co-operative system	All of these			Tightly coupled system
The system, which takes task's priority over other tasks is	Soft real system	Co operating system	Multiprocessor System	Hard real time			Soft real system
The system which provide a file-system	Compute-Server system	File server system	Client server system	All of these			File server system

interface where clients can create, update, read, and delete files.							
The system which has a small amount of memory include slow processors and feature small display screens is referred as	Mainframe	Desktop	Multiprocessor	Hand held			Hand held
Which of the following is a not Symmetric Multiprocessing system	Windows NT	OS/2	UNIX	Sun OS version 4			Sun OS version 4
Privileged instructions can be executed by	User	kernel	Both kernel & user	None of the above			kernel
How is the protection for memory provided	Using Physical & Logical address	Using index register	Using base & limit register	Using program counter			Using base limit register
Mechanism used for processor allocation is called	Disk scheduling	CPU scheduling	Job scheduling	None of these			CPU scheduling
PCB holds the information about	I/O	Memory	Process	All of these			All of these
The process which spend more time in processor is called	Bound process	CPU Bound process	I/O bound process	None of these			CPU Bound process
A process does not affect or affected by the other processes executing in the system is called	Sharing system	cooperating system	Independent process	None of these			Independent process
Fork return 0 to create	Parent process	Child process	Separate new process	All of these			Child process
The scheduler selects processes from the job pool and loads them into memory for execution is called	Short-term scheduler	Long-term scheduler	Medium term scheduler	All of these			Long-term scheduler
Which of the following is NOT an operation on process	Copy the process	Change a process priority	Block a process	Wake up a process			Copy the process
The state that the process is waiting to be assigned to a processor is called as	New	Running	Waiting	Ready			Ready
Sender never blocks in - ----- Buffering method	Zero capacity	Bounded Capacity	Unbounded capacity	All of these			Unbounded capacity
The module that gives control of the CPU to the process selected by the short-term scheduler.	Long-term scheduler	Medium term scheduler	Dispatcher	All of these			Dispatcher
The user who read information from buffer is called as	Producer	Consumer	Reader	None of these			Consumer
Execvp system call is used to_____	Replace the process	Execute the command	Invoke the specified file	All of these			Replace the process

	memory space						memory space
Which system is a collection of loosely coupled processors interconnected by a communication network?	Clustered system	Distributed system	Mainframe system	Real time system			Distributed system
A fault-tolerant system should continue to function, perhaps in a degrade form, when faced with failures such as _____	Communication faults	Storage-device crashes	Machine failures	All of these			All of these
The capability of a system to adapt to increased service load is its _____	Scalability	Reliability	Flexibility	Atomicity			Scalability
A _____ consists of a set of machines under a dedicated cluster server.	Cross cluster	Networking	Cluster	None of these			Cluster
A _____ is a software entity running on one or more machines and providing a particular type of function to a priori unknown clients.	Server	Interface	Client	Service			Client
A _____ DFS facilitates user mobility by bringing the user's environment to wherever a user logs in.	Trparent	Conventional	Dependent	Independent			Trparent
Which problem is the major drawback of caching?	Cache update	Cache-consistency	Buffer cache	Page cache			Cache-consistency
In _____, the name of a file does not reveal any hint of the file's physical storage location.	Location independence	Location transparency	Location dependence	None of these			Location transparency
Which is the smallest set of files that can be stored in a single machine, independently from other units?	Physical unit	Logical unit	FCB	Component unit			Component unit
A _____ is a file service system whose clients, servers, and storage devices are dispersed among the sites of a distributed system.	AFS	NFS	DFS	RPC			DFS
In event ordering, if two events A and B, are not related by the ? relation, then they will be	Sequentially	Independently	Monotonically	Concurrently			Concurrently

executed _____.						
In fully distributed approach of mutual exclusion, a number of messages per critical section entry is _____.	$2 * (n-1)$	$4 * (n-1)$	$2 * (n-2)$	$4 * (n-2)$		$2 * (n-1)$
A _____ is a special type of message that is passed around the system.	File	Request	Token	Release		Token
Which one of the following is an advantage of Single-Coordinator approach?	Bottleneck	Simple implementation	Vulnerability	None of these		Simple implement
The _____ includes a multitude of components, some written from scratch, others borrowed from other development projects.	Linux kernel	Linux distribution	Linux system	Linux licensing		Linux syste
The _____ standard document is maintained by the Linux community as a me of keeping compatibility across the various system components.	Slackware	File trfer protocol	Public domain	File system hierarchy		File system hierarchy
One of the difficulty faced with deadlock prevention scheme is the possibility of _____	Semaphore	Starvation	Mutual exclusion	All of these		Starvation
Which of the following is/are the components of Linux system?	Kernel	System libraries	System utilities	All of these		All of these
The algorithms that determine where a new copy of the coordinator should be restarted are called _____	Election algorithms	Stack algorithm	Local replacement algorithms	Elevator algorithm		Election algorithms
_____ represent separate, concurrent execution contexts within a single process running a single program.	Fork	Kernel	Threads	Exec		Threads
_____ manages the execution of user programs to prevent errors and improper use of the computer	control program	CPU	process	thread		control program
The user view of the computer varies by the _____ obeing used	system	interface	terminal	None of the above		interface
The primary goal of	efficient	increased	convenience	None of the		convenient

operating system is _____ for the user		throughput		above			
To speed up the processing, operators _____ together the jobs with similar needs	delete	time share	transfer	batched			batched
_____ were the first computers used to tackle many commercial & scientific applications.	Mainframe systems	Desktop systems	Real time systems	Distributed system			Mainframe systems
_____ increases CPU utilization by organizing jobs so that the CPU always has one to execute.	Mainframe systems	Desktop systems	Real time systems	Multi programmed systems			Multi programm systems
A process is a program in _____	Compilation	execution	Memory	Stack			execution
_____ is one of the advantage of multiprocessor systems	Self replicating	Decreased overhead	Increased reliability	Worm protection			Increased reliability
A _____ network exists within a room a, floor or a building	WAN	MAN	LAN	SAN			LAN
Compute receiver systems provide an _____ to which clients can send requests to perform an action.	cable	interface	server	client			interface
Distributed systems is also known as _____.	Tightly coupled systems	Loosely coupled systems	None of the above	Both a & b			Loosely coupled systems
_____ gather together multiple CPUs to accomplish computational work.	Distributed systems	real time systems	clustered systems	None of the above			clustered systems
_____ systems has well defined ,fixed time constraints	Distributed systems	real time systems	clustered systems	None of the above			real time systems
In _____ real time system ,a critical real time tasks gets priority over other tasks.	Hard real time systems	Soft real time systems	Both	None of the above			Soft real ti systems
_____ denotes the current activity of a process	state	stack	program	registers			state
PCB is expanded as _____	program control block	process control block	producer consumer	None of the above			process control blo



			block			
When a process enters a system ,it is put into _____queue	ready queue	job queue	device queue	None of the above		job queue
When a process is ready and waiting to execute is kept in _____queue.	ready queue	job queue	device queue	None of the above		ready queue
Each device has its own _____queue.	ready queue	job queue	device queue	None of the above		device queue
_____scheduler selects from among the processes that are ready to execute & allocate CPU to them.	Long time scheduler	Short time scheduler	None of the above	Both a & b		Short time scheduler

## UNIT-II

Questions	opt1	opt2	opt3	opt4	opt5	opt6
The process is also known as	Program section	Code section	Text section	None of these		
The temporary data in a process is stored in the	List	Stack	Queue	Memory		
The global variables of a process is stored in the	Program section	Text section	Data section	None of these		
The program is also known as	Active entity	Process entity	Code entity	Passive entity		
The process is also known as	Active entity	Process entity	Code entity	Passive entity		
The process shifts from the running to ready state when	Exit	I/O event occurs	Interrupt occurs	None of these		
The process shifts from waiting state to running state after the	I/O event completion	Exit	I/O event occurs	Interrupt occurs		
The process control block is also known as	Code control block	Task control block	Program control block	None of these		
The ready queue is implemented as	Queue	Stack	List	Graph		
Which queue has its header pointing to first and the final PCB?	Job queue	I/O queue	Ready queue	None of these		
Which of the following queues are found in Queuing diagram	Device queue	Ready queue and device queue	Job queue and ready queue	Device and job queue		

The selection of a process is carried out by the	Enqueuer	Dequeuer	Selector	Scheduler		
The long term scheduler is also known as	CPU scheduler	Job scheduler	Short term scheduler	Medium scheduler		
The short term scheduler is also known as	CPU scheduler	Job scheduler	Short term scheduler	Medium scheduler		
The long term scheduler controls the degree of	Consistency	Processing	Multiprogramming	None of these		
Which scheduler should select the good mix of I/O and CPU bound process	CPU scheduler	Medium term scheduler	Short term scheduler	Job scheduler		
The time sharing scheduler has	CPU scheduler	Medium term scheduler	Short term scheduler	Job scheduler		
The phenomenon of stopping the process temporarily and reintroducing it into the memory and executing it from where it left off	Shifting	Controlling	Swapping	None of these		
Switching the CPU to another process requires saving the state of the old process and loading the saved state for the new process is called as	Swapping	Shifting	Context switching	Switching		
Which of the following are not found in the PCB?	Context	Process counter	Register	None of these		
Which system call is used to create child process?	Create process system call	Fork system call	Exec1p system call	Wait system call		
The process identifier returned by the fork system call for the new child process is	Non zero value	Zero is returned	Void	None of these		
The process identifier returned by the fork system call for the parent process is	Non zero value	Zero is returned	Void	None of these		
Which system call is used to replace the process memory space with a new program?	Signal	Wait	Fork	Exec1p		
The phenomenon of terminating the child process when the parent process terminates is called	Parallel termination	Process termination	Controlled termination	Cascaded termination		

Which module gives control of the CPU to the process selected by the short-term scheduler?	dispatcher	interrupt	scheduler	none of the mentioned		
The interval from the time of submission of a process to the time of completion is termed as	waiting time	turnaround time	response time	throughput		
Which scheduling algorithm allocates the CPU first to the process that requests the CPU first?	first-come, first-served scheduling	shortest job scheduling	priority scheduling	none of the mentioned		
In priority scheduling algorithm	CPU is allocated to the process with highest priority	CPU is allocated to the process with lowest priority	equal priority processes can not be scheduled	none of the mentioned		
In priority scheduling algorithm, when a process arrives at the ready queue, its priority is compared with the priority of	all process	currently running process	parent process	init process		
Time quantum is defined in	shortest job scheduling algorithm	round robin scheduling algorithm	priority scheduling algorithm	multilevel queue scheduling algorithm		
Process are classified into different groups in	shortest job scheduling algorithm	round robin scheduling algorithm	priority scheduling algorithm	multilevel queue scheduling algorithm		
In multilevel feedback scheduling algorithm	a process can move to a different classified ready queue	classification of ready queue is permanent	processes are not classified into groups	none of the mentioned		
Which one of the following can not be scheduled by the kernel?	kernel level thread	user level thread	process	none of the mentioned		

CPU scheduling is the basis of _____	multiprocessor systems	multiprogramming operating systems	larger memory sized systems	None of these		
With multiprogramming, _____ is used productively.	time	space	money	All of these		
The two steps of a process execution are : (choose two)	I/O Burst	CPU Burst	Memory Burst	OS Burst		
An I/O bound program will typically have :	a few very short CPU bursts	many very short I/O bursts	many very short CPU bursts	a few very short I/O bursts		
A process is selected from the _____ queue by the _____ scheduler, to be executed.	blocked, short term	wait, long term	ready, short term	ready, long term		
In the following cases non – preemptive scheduling occurs : (Choose two)	When a process switches from the running state to the ready state	When a process goes from the running state to the waiting state	When a process switches from the waiting state to the ready state	When a process terminates		
The switching of the CPU from one process or thread to another is called	process switch	task switch	context switch	All of these		
Dispatch latency is	the speed of dispatching a process from running to the ready state	the time of dispatching a process from running to ready state and keeping the CPU idle	the time to stop one process and start running another one	None of these		
Scheduling is done so as to :	increase CPU utilization	decrease CPU utilization	keep the CPU more idle	None of these		
Scheduling is done so as to	increase the throughput	decrease the throughput	increase the duration of a specific amount of work	None of these		
Turnaround time is :	the total waiting time for a process to finish execution	the total time spent in the ready queue	the total time spent in the running queue	the total time from the completion till the submission of a process		

Scheduling is done so as to	increase the turnaround time	decrease the turnaround time	keep the turnaround time same	there is no relation between scheduling and turnaround time		
Waiting time is	the total time in the blocked and waiting queues	the total time spent in the ready queue	the total time spent in the running queue	the total time from the completion till the submission of a process		
Scheduling is done so as to	increase the waiting time	keep the waiting time the same	decrease the waiting time	None of these		
Response time is	the total time taken from the submission time till the completion time	the total time taken from the submission time till the first response is produced	the total time taken from submission time till the response is output	None of these		
Scheduling is done so as to :	increase the response time	keep the response time the same	decrease the response time	None of these		
Concurrent access to shared data may result in	data consistency	data insecurity	data inconsistency	None of these		
A situation where several processes access and manipulate the same data concurrently and the outcome of the execution depends on the particular order in which access takes place is called	data consistency	race condition	aging	starvation		
The segment of code in which the process may change common variables, update tables, write into files is known as	program	critical section	non – critical section	synchronizing		

Mutual exclusion implies that	if a process is executing in its critical section, then no other process must be executing in their critical sections	if a process is executing in its critical section, then other processes must be executing in their critical sections	if a process is executing in its critical section, then all the resources of the system must be blocked until it finishes execution	None of these		
Bounded waiting implies that there exists a bound on the number of times a process is allowed to enter its critical section	after a process has made a request to enter its critical section and before the request is granted	when another process is in its critical section	before a process has made a request to enter its critical section	None of these		
A minimum of _____ variable(s) is/are required to be shared between processes to solve the critical section problem	one	two	three	four		
In the bakery algorithm to solve the critical section problem	each process is put into a queue and picked up in an ordered manner	each process receives a number (may or may not be unique) and the one with the lowest number is served next	each process gets a unique number and the one with the highest number is served next	each process gets a unique number and the one with the lowest number is served next		
A monitor is a type of	semaphore	low level synchronization construct	high level synchronization construct	None of these		
A monitor is characterized by	a set of programmer defined operators	an identifier	the number of variables in it	All of these		
Dispatch latency is	the speed of dispatching a process from running to the ready state	the time of dispatching a process from running to ready state and keeping the CPU idle	the time to stop one process and start running another one	None of these		

### UNIT-III

Questions	opt1	opt2	opt3	opt4	opt5	opt6	answer
In the resource allocation graph $P_i \rightarrow R_j$ is the	Assignment edge	Process edge	Request edge	None of these			Request edge
In the resource allocation graph $R_i \rightarrow P_j$ is the	Assignment edge	Process edge	Request edge	None of these			Assignment edge
The resource allocation graph is applicable for	Single user system	Multi user system	Single instance of a single resource	Multiple instance of single resource			Multiple instance of single resource
Which of these is not a dead lock prevention mechanism	Mutual exclusion	Hold and wait	Safe sequence	No preemption			Safe sequence
The resource allocation graph algorithm has additional edge called	Request edge	Resource edge	Claim edge	Assignment edge			Claim edge
The data structures like available, maximum, allocation and need are available in	Resource allocation	graph algorithm	Banker's algorithm	None of these			graph algorithm
Which of these is not a disadvantage of the deadlock prevention method?	Low resource utilization	Starvation	Unsafe state	None of these			Unsafe state
What is the reusable resource?	that can be used by one process at a time and is not depleted by that use	that can be used by more than one process at a time	that can be shared between various threads	none of the mentioned			that can be used by one process at a time and is not depleted by that use

Which of the following condition is required for deadlock to be possible?	mutual exclusion	a process may hold allocated resources while awaiting assignment of other resources	no resource can be forcibly removed from a process holding it	all of the mentioned			all of the mentioned
A system is in the safe state if	the system can allocate resources to each process in some order and still avoid a deadlock	there exist a safe sequence	both (a) and (b)	none of the mentioned			both (a) and (b)
The circular wait condition can be prevented by	defining a linear ordering of resource types	using thread	using pipes	all of the mentioned			defining a linear ordering of resource types
Which one of the following is the deadlock avoidance algorithm?	banker's algorithm	round-robin algorithm	elevator algorithm	karn's algorithm			banker's algorithm



What is the drawback of banker's algorithm?	in advance processes rarely know that how much resource they will need	the number of processes changes as time progresses	resource once available can disappear	all of the mentioned			all of the mentioned
For effective operating system, when to check for deadlock?	every time a resource request is made	at fixed time intervals	both (a) and (b)	none of the mentioned			both (a) and (b)
A problem encountered in multitasking when a process is perpetually denied necessary resources is called	deadlock	starvation	inversion	aging			starvation
Which one of the following is a visual (mathematical) way to determine the deadlock occurrence?	resource allocation graph	starvation graph	inversion graph	none of the mentioned			resource allocation graph
To avoid deadlock	there must be a fixed number of resources to allocate	resource allocation must be done only once	all deadlocked processes must be aborted	inversion technique can be used			there must be a fixed number of resources to allocate

The number of resources requested by a process	must always be less than the total number of resources available in the system	must always be equal to the total number of resources available in the system	must not exceed the total number of resources available in the system	must exceed the total number of resources available in the system			must not exceed the total number of resources available in the system
The request and release of resources are _____	command line statements	interrupts	system calls	special programs			system calls
Multithreaded programs are :	lesser prone to deadlocks	more prone to deadlocks	not at all prone to deadlocks	none of the mentioned			more prone to deadlocks
For Mutual exclusion to prevail in the system	at least one resource must be held in a non sharable mode	the processor must be a uniprocessor rather than a multiprocessor	there must be at least one resource in a sharable mode	All of these			at least one resource must be held in a non sharable mode

For a Hold and wait condition to prevail	A process must be not be holding a resource, but waiting for one to be freed, and then request to acquire it	A process must be holding at least one resource and waiting to acquire additional resources that are being held by other processes	A process must hold at least one resource and not be waiting to acquire additional resources	None of these			A process must be holding at least one resource and waiting to acquire additional resources that are being held by other processes
Deadlock prevention is a set of methods	to ensure that at least one of the necessary conditions cannot hold	to ensure that all of the necessary conditions do not hold	to decide if the requested resources for a process have to be given or not	to recover from a deadlock			to ensure that at least one of the necessary conditions cannot hold
For non sharable resources like a printer, mutual exclusion	must exist	must not exist	may exist	None of these			must exist
For sharable resources, mutual exclusion	is required	is not required	None of these				is not required

To ensure that the hold and wait condition never occurs in the system, it must be ensured that	whenever a resource is requested by a process, it is not holding any other resources	each process must request and be allocated all its resources before it begins its execution	a process can request resources only when it has none	All of these			All of these
The disadvantage of a process being allocated all its resources before beginning its execution is	Low CPU utilization	Low resource utilization	Very high resource utilization	None of these			Low resource utilization
To ensure no preemption, if a process is holding some resources and requests another resource that cannot be immediately allocated to it	then the process waits for the resources be allocated to it	the process keeps sending requests until the resource is allocated to it	the process resumes execution without the resource being allocated to it	then all resources currently being held are preempted			then all resources currently being held are preempted

One way to ensure that the circular wait condition never holds is to	impose a total ordering of all resource types and to determine whether one precedes another in the ordering	to never let a process acquire resources that are held by other processes	to let a process wait for only one resource at a time	All of these			impose a total ordering of all resource types and determine whether one precedes another in the ordering
Given a priori information about the _____ number of resources of each type that maybe requested for each process, it is possible to construct an algorithm that ensures that the system will never enter a deadlock state.	minimum	average	maximum	approximate			maximum
A deadlock avoidance algorithm dynamically examines the _____, to ensure that a circular wait condition can never exist.	resource allocation state	system storage state	operating system	resources			resource allocation state

A state is safe, if	the system does not crash due to deadlock occurrence	the system can allocate resources to each process in some order and still avoid a deadlock	the state keeps the system protected and safe	All of these			the system can allocate resources to each process in some order and still avoid a deadlock
A system is in a safe state only if there exists a	safe allocation	safe resource	safe sequence	All of these			safe sequence
All unsafe states are :	deadlock	not deadlock	fatal	none of the mentioned			not deadlock
If no cycle exists in the resource allocation graph :	then the system will not be in a safe state	then the system will be in a safe state	either a or b	None of these			then the system will be in a safe state
The resource allocation graph is not applicable to a resource allocation system	with multiple instances of each resource type	with a single instance of each resource type	Both a and b	None of these			with multiple instances of each resource type
The Banker's algorithm is _____ than the resource allocation graph algorithm	less efficient	more efficient	None of these				less efficient
The content of the matrix Need is :	Allocation – Available	Max – Available	Max – Allocation	Allocation – Max			Max – Allocation

The wait-for graph is a deadlock detection algorithm that is applicable when	all resources have a single instance	all resources have multiple instances	both a and b				all resources have a single instance
An edge from process $P_i$ to $P_j$ in a wait for graph indicates that :	$P_i$ is waiting for $P_j$ to release a resource that $P_i$ needs	$P_j$ is waiting for $P_i$ to release a resource that $P_j$ needs	$P_i$ is waiting for $P_j$ to leave the system	$P_j$ is waiting for $P_i$ to leave the system			$P_i$ is waiting for $P_j$ to release a resource that $P_i$ needs
If the wait for graph contains a cycle :	then a deadlock does not exist	then a deadlock exists	then the system is in a safe state	either b or c			then a deadlock exists
If deadlocks occur frequently, the detection algorithm must be invoked ____.	rarely	frequently	none of the mentioned				frequently
The disadvantage of invoking the detection algorithm for every request is	overhead of the detection algorithm due to consumption of memory	excessive time consumed in the request to be allocated memory	considerable overhead in computation time	All of these			considerable overhead in computation time
A deadlock eventually cripples system throughput and will cause the CPU utilization to ____.	increase	drop	stay still	None of these			drop

A computer system has 6 tape drives, with 'n' processes competing for them. Each process may need 3 tape drives. The maximum value of 'n' for which the system is guaranteed to be deadlock free is :	2	3	4	1			
A system has 3 processes sharing 4 resources. If each process needs a maximum of 2 units then, deadlock :	can never occur	may occur	has to occur	None of these			can never occur
'm' processes share 'n' resources of the same type. The maximum need of each process doesn't exceed 'n' and the sum of all their maximum needs is always less than m+n. In this setup, deadlock :	can never occur	may occur	has to occur	None of these			can never occur
Physical memory is broken into fixed-sized blocks called _____.	frames	pages	backing store	None of these			frames
Logical memory is broken into blocks of the same size	frames	pages	backing store	None of these			pages



called _____							
The _____ is used as an index into the page table	frame bit	page number	page offset	frame offset			page number
The _____ table contains the base address of each page in physical memory.	process	memory	page	frame			page
The size of a page is typically :	varied	power of 2	power of 4	None of these			power of 2
If the size of logical address space is $2^m$ , and a page size is $2^n$ addressing units, then the high order _____ bits of a logical address designate the page number, and the _____ low order bits designate the page offset.	m, n	n, m	m – n, m	m – n, n			m – n, n
With paging there is no _____ fragmentation.	internal	external	either type of	None of these			external
The operating system maintains a _____ table that keeps track of how many frames have been allocated, how many are there, and how	page	mapping	frame	memory			frame

many are available							
Paging increases the _____ time.	waiting	execution	context – switch	All of these			context – switch
Smaller page tables are implemented as a set of _____.	queues	stacks	counters	registers			registers
The page table registers should be built with _____.	very low speed logic	very high speed logic	a large memory space	None of these			very high speed logic
For larger page tables, they are kept in main memory and a _____ points to the page table.	page table base register	page table base pointer	page table register pointer	page table base			page table base register
For every process there is a _____	page table	copy of page table	pointer to page table	All of these			page table

#### UNIT-IV

Questions	opt1	opt2	opt3	opt4	opt5	opt6	Ans
Because of virtual memory, the memory can be shared among _____	processes	threads	instructions	none of the mentioned			processes
_____ is the concept in which a process is copied into main memory from the secondary memory according to the requirement.	Paging	Demand paging	Segmentation	Swapping			Demand paging
The pager concerns with the _____	individual page of a process	entire process	entire thread	first page of a process			entire process
Swap space exists in _____	primary memory	secondary memory	CPU	none of the mentioned			secondary memory
When a program tries to access a page that is mapped in address space but not loaded in physical memory, then _____	segmentation fault occurs	fatal error occurs	page fault occurs	no error occurs			page fault occurs

Effective access time is directly proportional to	page-fault rate	hit ratio	memory access time	none of the mentioned			page
In FIFO page replacement algorithm, when a page must be replaced	oldest page is chosen	newest page is chosen	random page is chosen	none of the mentioned			oldest chosen
Which algorithm chooses the page that has not been used for the longest period of time whenever the page required to be replaced?	first in first out algorithm	additional reference bit algorithm	least recently used algorithm	counting based page replacement algorithm			least used
A process is thrashing if	it is spending more time paging than executing	it is spending less time paging than executing	page fault occurs	swapping can not take place			it is spending more time paging than executing
Working set model for page replacement is based on the assumption of	modularity	locality	globalization	random access			locality
Error handler codes, to handle <b>unusual</b> errors are :	almost never executed	executed very often	executed periodically	None of these			almost never executed
In virtual memory. the programmer _____ of overlays.	has to take care	does not have to take care	None of these				does not take care
The instruction being executed, must be in :	physical memory	logical memory	None of these				physical memory
Virtual memory is normally implemented by _____.	demand paging	buses	virtualization	All of these			demand paging
Segment replacement algorithms are more complex than page replacement algorithms because :	Segments are better than pages	Pages are better than segments	Segments have variable sizes	Segments have fixed sizes			Segments have variable sizes
A swapper manipulates _____, whereas the pager is concerned with individual _____ of a process.	the entire process, parts	all the pages of a process, segments	the entire process, pages	None of these			the entire process
Because of virtual memory, the memory can be shared among _____	processes	threads	instructions	none of the mentioned			processes
_____ is the concept in which a process is copied into main memory from the secondary memory according to the requirement.	Paging	Demand paging	Segmentation	Swapping			Demand paging
The pager concerns with the _____	individual page of a process	entire process	entire thread	first page of a process			individual page of a process
Swap space exists in _____	primary memory	secondary memory	CPU	none of the mentioned			secondary memory
When a program tries to access a page that is mapped in address space but not loaded in physical memory, then	segmentation fault occurs	fatal error occurs	page fault occurs	no error occurs			page fault occurs

Effective access time is directly proportional to	page-fault rate	hit ratio	memory access time	none of the mentioned			page
In FIFO page replacement algorithm, when a page must be replaced	oldest page is chosen	newest page is chosen	random page is chosen	none of the mentioned			oldest page is chosen
Which algorithm chooses the page that has not been used for the longest period of time whenever the page required to be replaced?	first in first out algorithm	additional reference bit algorithm	least recently used algorithm	counting based page replacement algorithm			least recently used algorithm
A process is thrashing if	it is spending more time paging than executing	it is spending less time paging than executing	page fault occurs	swapping can not take place			it is spending more time paging than executing
Working set model for page replacement is based on the assumption of	modularity	locality	globalization	random access			locality
When using counters to implement LRU, we replace the page with the :	smallest time value	largest time value	greatest size	None of the mentioned			smallest time value
There is a set of page replacement algorithms that can never exhibit Belady's Anomaly, called :	queue algorithms	stack algorithms	string algorithms	None of the mentioned			stack algorithms
Increasing the RAM of a computer typically improves performance because:	Virtual memory increases	Larger RAMs are faster	Fewer page faults occur	None of the mentioned			Fewer page faults occur
The essential content(s) in each entry of a page table is / are :	Virtual page number	Page frame number	Both virtual page number and page frame number	Access right information			Page number
The minimum number of page frames that must be allocated to a running process in a virtual memory environment is determined by :	the instruction set architecture	page size	physical memory size	number of processes in memory			the instruction set architecture
The reason for using the LFU page replacement algorithm is :	an actively used page should have a large reference count	a less used page has more chances to be used again	it is extremely efficient and optimal	All of the mentioned			an actively used page should have a large reference count
The reason for using the MFU page replacement algorithm is :	an actively used page should have a large reference count	a less used page has more chances to be used again	it is extremely efficient and optimal	All of the mentioned			a less used page has more chances to be used again
The implementation of the LFU and the MFU algorithm is very uncommon because :	they are too complicated	they are optimal	they are expensive	All of the mentioned			they are too complicated
The minimum number of frames to be allocated to a process is decided by the :	the amount of available physical	Operating System	instruction set architecture	None of the mentioned			instruction set architecture

	memory						
When a page fault occurs before an executing instruction is complete :	the instruction must be restarted	the instruction must be ignored	the instruction must be completed ignoring the page fault	None of the mentioned			the i must resta
Consider a machine in which all memory reference instructions have only one memory address, for them we need atleast _____ frame(s).	one	two	three	None of the mentioned			two
The maximum number of frames per process is defined by :	the amount of available physical memory	Operating System	instruction set architecture	None of the mentioned			the a avai phys men
The algorithm in which we split m frames among n processes, to give everyone an equal share, m/n frames is known as :	proportional allocation algorithm	equal allocation algorithm	split allocation algorithm	None of the mentioned			equal algo
The algorithm in which we allocate memory to each process according to its size is known as :	proportional allocation algorithm	equal allocation algorithm	split allocation algorithm	None of the mentioned			prop alloc algo
With either equal or proportional algorithm, a high priority process is treated _____ a low priority process.	greater than	same as	lesser than	None of the mentioned			sam
_____ replacement allows a process to select a replacement frame from the set of all frames, even if the frame is currently allocated to some other process.	Local	Universal	Global	Public			Glob
_____ replacement allows each process to only select from its own set of allocated frames.	Local	Universal	Global	Public			Loca
One problem with the global replacement algorithm is that :	it is very expensive	many frames can be allocated to a process	only a few frames can be allocated to a process	a process cannot control its own page – fault rate			a pr can its o fault
_____ replacement generally results in greater system throughput.	Local	Global	Universal	Public			Glob
A process is thrashing if :	it spends a lot of time executing, rather than paging	it spends a lot of time paging, than executing	it has no memory allocated to it	None of these			it sp time than

Thrashing _____ the CPU utilization.	increases	keeps constant	decreases	None of these			decreases
A locality is :	a set of pages that are actively used together	a space in memory	an area near a set of processes	None of these			a set of pages that are actively used together
When a subroutine is called,	it defines a new locality	it is in the same locality from where it was called	it does not define a new locality	b and c			it defines a new locality
A program is generally composed of several different localities, which _____ overlap.	may	must	do not	must not			may
In the working set model, for : 2 6 1 5 7 7 7 7 5 1 6 2 3 4 1 2 3 4 4 4 3 4 3 4 4 4 1 3 2 3 if DELTA = 10, then the working set at time t1 (...7 5 1) is :	{1, 2, 4, 5, 6}	{2, 1, 6, 7, 3}	{1, 6, 5, 7, 2}	{1, 2, 3, 4, 5}			{1, 6, 5, 7, 2}
The accuracy of the working set depends on the selection of :	working set model	working set size	memory size	number of pages in memory			working set model
If working set window is too small :	it will not encompass entire locality	it may overlap several localities	it will cause memory problems	None of these			it will cause memory problems
If working set window is too large :	it will not encompass entire locality	it may overlap several localities	it will cause memory problems	None of these			it may overlap several localities
If the sum of the working – set sizes increases, exceeding the total number of available frames :	then the process crashes	the memory overflows	the system crashes	the operating system selects a process to suspend			the operating system selects a process to suspend
Which principle states that programs, users and even the systems be given just enough privileges to perform their task?	principle of operating system	principle of least privilege	principle of process scheduling	none of the mentioned			principle of least privilege
_____ is an approach to restricting system access to authorized users.	Role-based access control	Process-based access control	Job-based access control	none of the mentioned			Role-based access control
For system protection, a process should access	all the resources	only those resources for which it has authorization	few resources but authorization is not required	all of the mentioned			only those resources for which it has authorization
If the set of resources available to the process is fixed throughout the process's lifetime then its domain is	static	dynamic	neither static nor dynamic	none of the mentioned			static

Access matrix model for user authentication contains	a list of objects	a list of domains	a function which returns an object's type	all of the mentioned			all o men
--	-------------------	-------------------	---	----------------------	--	--	--------------

## UNIT-V

Questions	opt1	opt2	opt3	opt4	opt5	opt6	Answer
_____ is a unique tag, usually a number, identifies the file within the file system.	File identifier	File name	File type	none of the mentioned			File id
To create a file	allocate the space in file system	make an entry for new file in directory	both (a) and (b)	none of the mentioned			both (a) and (b)
By using the specific system call, we can	open the file	read the file	write into the file	all of the mentioned			all of the mentioned
File type can be represented by	file name	file extension	file identifier	none of the mentioned			file extension
Which file is a sequence of bytes organized into blocks understandable by the system's linker?	object file	source file	executable file	text file			object file
What is the mounting of file system?	creating of a filesystem	deleting a filesystem	attaching portion of the file system into a directory structure	removing portion of the file system into a directory structure			attaching portion of the file system into a directory structure
Mapping of file is managed by	file metadata	page table	virtual memory	file system			file metadata
Mapping of network file system protocol to local file system is done by	network file system	local file system	volume manager	remote mirror			network file system
Which one of the following explains the sequential file access method?	random access according to the given byte number	read bytes one at a time, in order	read/write sequentially by record	read/write randomly by record			read bytes one at a time, in order
file system fragmentation occurs when	unused space or single file are not contiguous	used space is not contiguous	unused space is non-contiguous	multiple files are non-contiguous			unused space or single file are not contiguous
Management of metadata information is done by	file-organisation module	logical file system	basic file system	application programs			logical file system
A file control block contains the information about	file ownership	file permissions	location of file contents	all of the mentioned			all of the mentioned

Which table contains the information about each mounted volume?	mount table	system-wide open-file table	per-process open-file table	all of the mentioned			all of the mentioned
To create a new file application program calls	basic file system	logical file system	file-organisation module	none of the mentioned			logical file system
When a process closes the file	per-process table entry is removed	system wide entry's open count is decremented	both (a) and (b)	none of the mentioned			both (a) and (b)
What is raw disk?	disk without file system	empty disk	disk lacking logical file system	disk having file system			disk without file system
The data structure used for file directory is called	mount table	hash table	file table	process table			hash table
In which type of allocation method each file occupy a set of contiguous block on the disk?	contiguous allocation	dynamic-storage allocation	linked allocation	indexed allocation			contiguous allocation
If the block of free-space list is free then bit will	1	0	Any of 0 or 1	none of the mentioned			1
Which protocol establishes the initial logical connection between a server and a client?	transmission control protocol	user datagram protocol	mount protocol	datagram congestion control protocol			mount protocol
The directory can be viewed as a _____, that translates file names into their directory entries.	symbol table	partition	swap space	cache			symbol table
In the single level directory :	All files are contained in different directories all at the same level	All files are contained in the same directory	Depends on the operating system	None of these			All files are contained in the same directory
In the single level directory :	all directories must have unique names	all files must have unique names	all files must have unique owners	All of these			all files must have unique names
In the two level directory structure :	each user has his/her own user file directory	the system has its own master file directory	both a and b	None of these			both a and b



The disadvantage of the two level directory structure is that :	it does not solve the name collision problem	it solves the name collision problem	it does not isolate users from one another	it isolates users from one another			it isolates users from one another
In the tree structured directories,	the tree has the stem directory	the tree has the leaf directory	the tree has the root directory	All of these			the tree has the root directory
The current directory contains, most of the files that are :	of current interest to the user	stored currently in the system	not used in the system	not of current interest to the system			of current interest to the user
An absolute path name begins at the :	leaf	stem	current directory	root			root
A relative path name begins at the :	leaf	stem	current directory	root			current directory
In tree structure, when deleting a directory that is not empty :	The contents of the directory are safe	The contents of the directory are also deleted	None of these				The contents of the directory are also deleted
When two users keep a subdirectory in their own directories, the structure being referred to is :	tree structure	cyclic graph directory structure	two level directory structure	acyclic graph directory			acyclic graph directory
A tree structure _____ the sharing of files and directories.	allows	may restrict	restricts	None of these			restricts
The operating system _____ the links when traversing directory trees, to preserve the acyclic structure of the system.	considers	ignores	deletes	None of these			ignores
The deletion of a link, _____ the original file.	deletes	affects	does not affect	None of these			does not affect
When keeping a list of all the links/references to a file, and the list is empty, implies that :	the file has no copies	the file is deleted	the file is hidden	None of these			the file is deleted
When a cycle exists, the reference count maybe non zero, even when it is no longer possible to refer to a directory or file, due to _____.	the possibility of one hidden reference	the possibility of two hidden references	the possibility of self referencing	None of these			the possibility of self referencing
In contiguous allocation :	each file must occupy a set of contiguous blocks on the disk	each file is a linked list of disk blocks	all the pointers to scattered blocks are placed together in one location	None of these			each file must occupy a set of contiguous blocks on the disk
In linked allocation :	each file must occupy a set of contiguous blocks on the disk	each file is a linked list of disk blocks	all the pointers to scattered blocks are placed together in one location	None of these			each file is a linked list of disk blocks

In indexed allocation :	each file must occupy a set of contiguous blocks on the disk	each file is a linked list of disk blocks	all the pointers to scattered blocks are placed together in one location	None of these			all the pointers to scattered blocks are placed together in one location
On systems where there are multiple operating system, the decision to load a particular one is done by :	boot loader	boot strap	process control block	file control block			boot loader
The VFS (virtual file system) activates file system specific operations to handle local requests according to their _____.	size	commands	timings	file system types			file system types
The real disadvantage of a linear list of directory entries is the :	size of the linear list in memory	linear search to find a file	it is not reliable	All of these			linear search to find a file
One difficulty of contiguous allocation is :	finding space for a new file	inefficient	costly	time taking			finding space for a new file
A device driver can be thought of as a translator. Its input consists of _____ commands and output consists of _____ instructions.	high level, low level	low level, high level	complex, simple	Both a and c			high level, low level
The file organization module knows about :	files	logical blocks of files	physical blocks of files	All of these			All of these
Metadata includes :	all of the file system structure	contents of files	Both a and b	None of these			Both a and b
For each file there exists a _____, that contains information about the file, including ownership, permissions and location of the file contents.	metadata	file control block	process control block	All of these			file control block
For processes to request access to file contents, they need to :	they need to run a separate program	they need special interrupts	implement the open and close system calls	None of these			implement the open and close system calls
During compaction time, other normal system operations _____ be permitted.	can	cannot	is	None of these			cannot
When in contiguous allocation the space cannot be extended easily :	the contents of the file have to be copied to a new space, a larger hole	the file gets destroyed	the file will get formatted and lose all its data	None of these			the contents of the file have to be copied to a new space, a larger hole

There is no _____ with linked allocation.	internal fragmentation	external fragmentation	starvation	All of these			external fragmentation
The major disadvantage with linked allocation is that :	internal fragmentation	external fragmentation	there is no sequential access	there is only sequential access			there is no sequential access
If a pointer is lost or damaged in a linked allocation :	the entire file could get damaged	only a part of the file would be affected	there would not be any problems	None of these			the entire file could get damaged
FAT stands for :	File Attribute Transport	File Allocation Table	Fork At Time	None of these			File Allocation Table
By using FAT, random access time is _____.	the same	increased	decreased	not affected			decreased
If the extents are too large, then the problem that comes in is :	internal fragmentation	external fragmentation	starvation	All of these			internal fragmentation
The FAT is used much as a _____.	stack	linked list	data	pointer			linked list
A section of disk at the beginning of each partition is set aside to contain the table in :	FAT	linked allocation	Hashed allocation	indexed allocation			FAT
Each _____ has its own index block.	partition	address	file	All of these			file
Indexed allocation _____ direct access.	supports	does not support	is not related to	None of these			supports